


construction

Bauanleitung


09



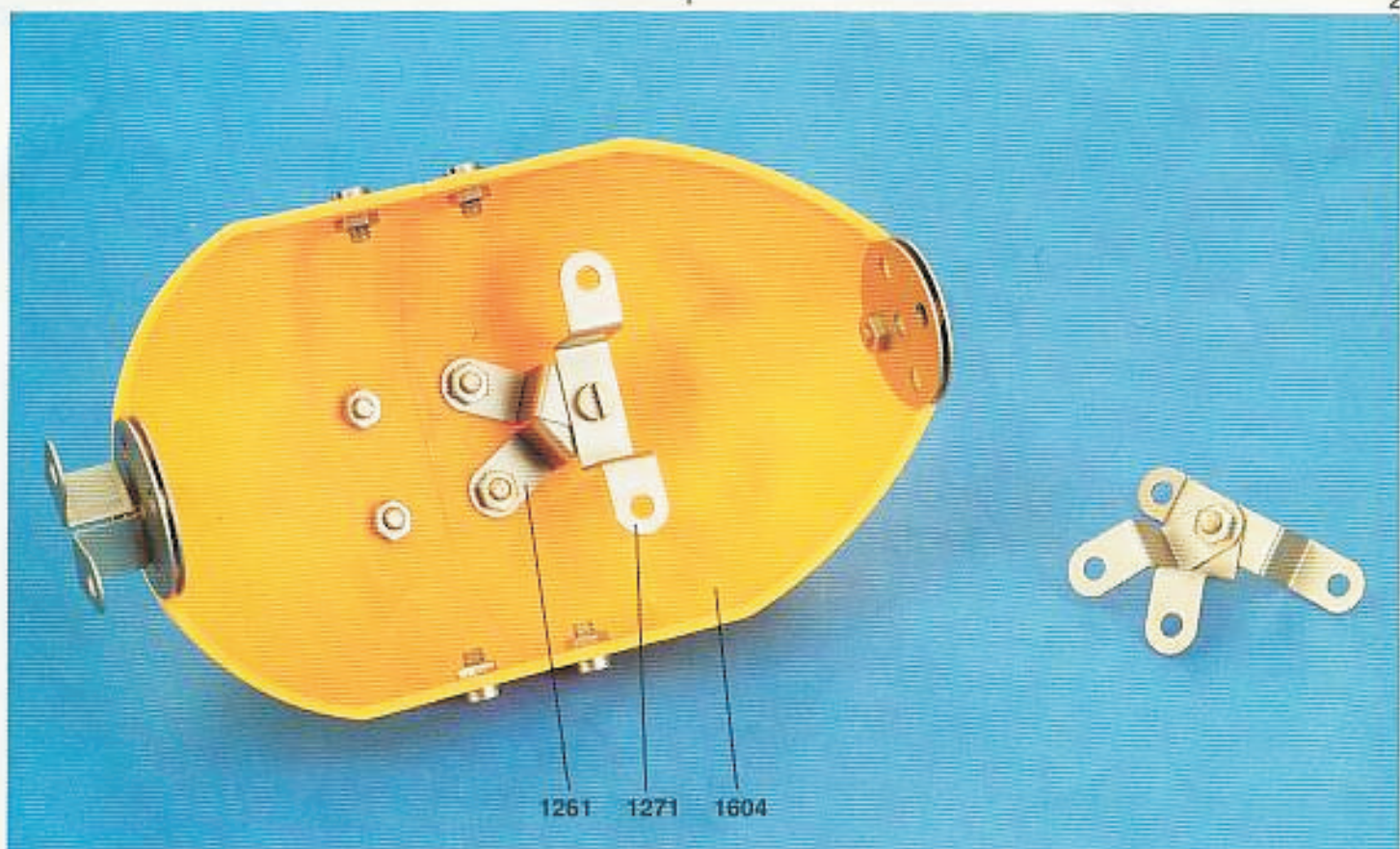
eitech
GmbH




1




2




3





4

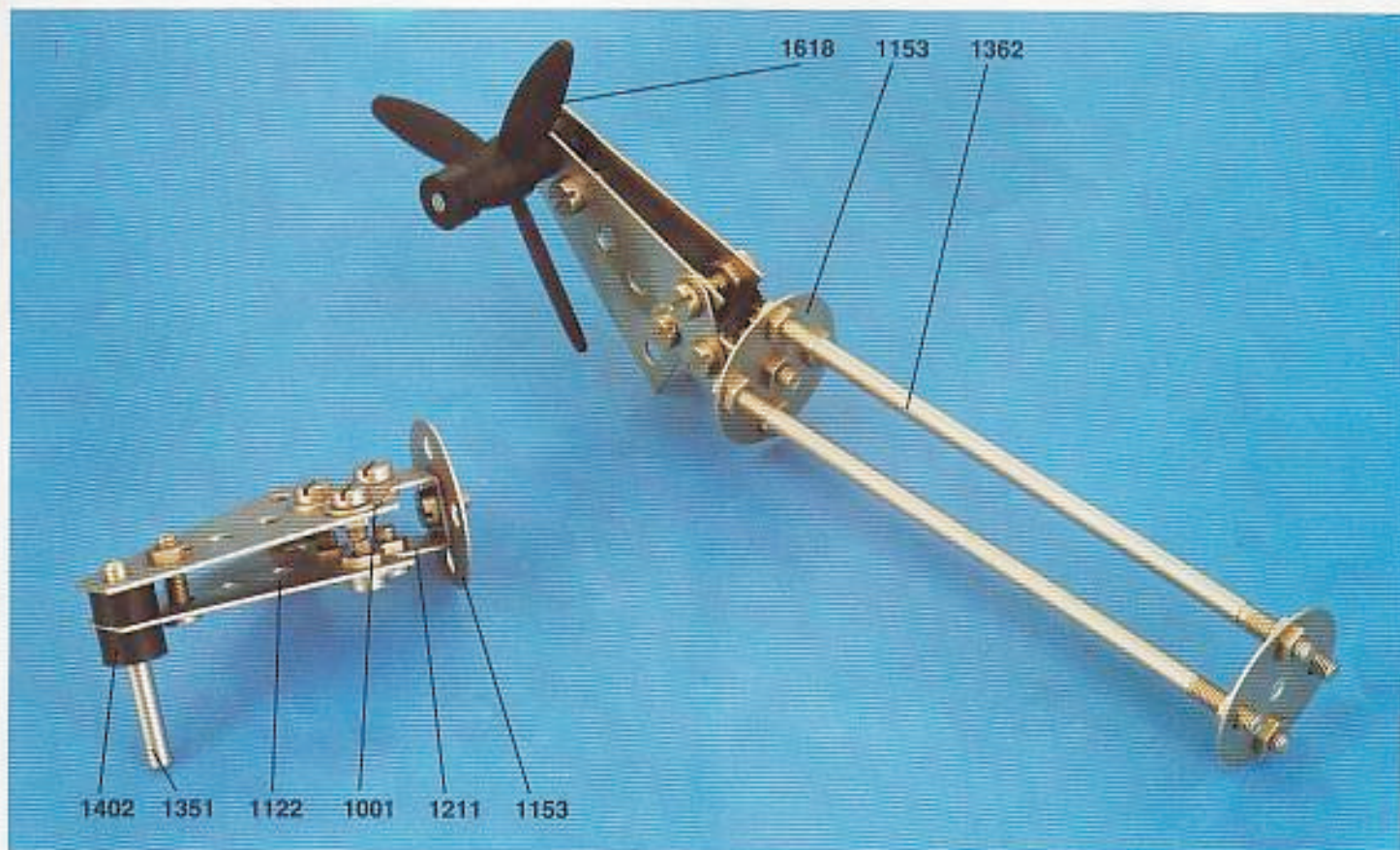


5




6





9



10



1604



1603



1607



1602



1601



1618



1570



1617



1402



1051



1122



1102



1153



1001



1002



1005



1362



1271

1261

1211

1253

1252



1351



1503



1505



1502




1501



1511



1553



1554

1552



Stückliste					
1001	Flachstab 2 Loch	2	1554	Schraubenhalter	1
1002	Flachstab 3 Loch	8	1570	Sitzelement	4
1005	Flachstab 6 Loch, Langloch	3	1601	Kanzel 60	1
1051	Winkelstab 10 Loch	2	1602	Kanzel 80	1
1102	Platte 3 × 3 Loch	1	1603	Bugsegment 60	1
1122	Trapezplatte 5 × 3 Loch	2	1604	Bugsegment 80	1
1153	Scheibe \varnothing 30 mm	8	1607	Zylinderrückwand	2
1211	Bügel 1 × 2 Loch	1	1617	Rotorblatt	4
1252	Winkel 1 × 1 Loch, Langloch	4	1618	Propeller	1
1253	Winkel 2 × 1 Loch	2			
1261	Z-Winkel	4			
1271	Lagerbock	2			
1351	Achse 35 mm	2			
1362	Welle 120 mm mit Gewindeenden	4			
1402	Elastikstellring	9			
1501	Schraube M4 × 6	38			
1502	Schraube M4 × 8	3			
1503	Schraube M4 × 16	8			
1505	Schraube M4 × 12	3			
1511	Mutter M4	80			
1552	Schraubendreher 6 mm	1			
1553	Schraubenschlüssel	2			

eitech GmbH
5631 Pfaffschwende

eitech
GmbH

