

15

15

CONSTRUCTION

590 Teile


Made in Germany

eitech


eitech GmbH
37308 Pfaffschwende

Stückliste

1001	Flachstab, 2-Loch	4	1351	Achse, 35 mm	1
1005	Flachstab, 6-Loch, Langloch	24	1352	Achse, 65 mm	3
1006	Flachstab, 7-Loch	2	1361	Achse, 95 mm mit Gewindeenden	8
1009	Flachstab, 15-Loch	8	1381	Gewindestift, mit Querschlitz M 4 x 4	15
1010	Flachstab, 20-Loch	18	1401	Stellring	7
1052	Winkelstab, 15-Loch	1	1402	Elastikstellring	4
1053	Winkelstab, 20-Loch	4	1445	Gummiriemen	3
1054	Winkelstab, 25-Loch	5	1491	Batteriekasten	1
1102	Platte, 3 x 3 Loch	4	1492	Kabel, zweiadrig mit Stecker	1
1103	Platte, 7 x 3 Loch	2	1495	Motorhalterung	1
1112	Platte, 11 x 5 Loch, zweiseitig abgewinkelt	2	1496	Motor	1
1123	Trapezplatte, 7 x 5 Loch	2	1498	Keilriemenscheibe, zweirillig	3
1135	Verkleidungsplatte, 12 x 3 Loch	11	1501	Schraube M 4 x 6	164
1136	Verkleidungsplatte, 12 x 6 Loch	14	1502	Schraube M 4 x 8	8
1151	Scheibe, Ø 10 mm	23	1511	Mutter M 4	184
1161	Scheibe, Ø 50 mm mit Buchse	2	1551	Schraubendreher, 4 mm	1
1203	Bügel, 5 x 1 Loch	12	1552	Schraubendreher, 6 mm	1
1251	Winkel, 1 x 1 Loch	24	1553	Schraubenschlüssel	2
1253	Winkel, 2 x 1 Loch	4	1554	Schraubenhalter	1
1312	Schnurlaufrad, Ø 60 mm	3	1562	Sitzbank	12




15







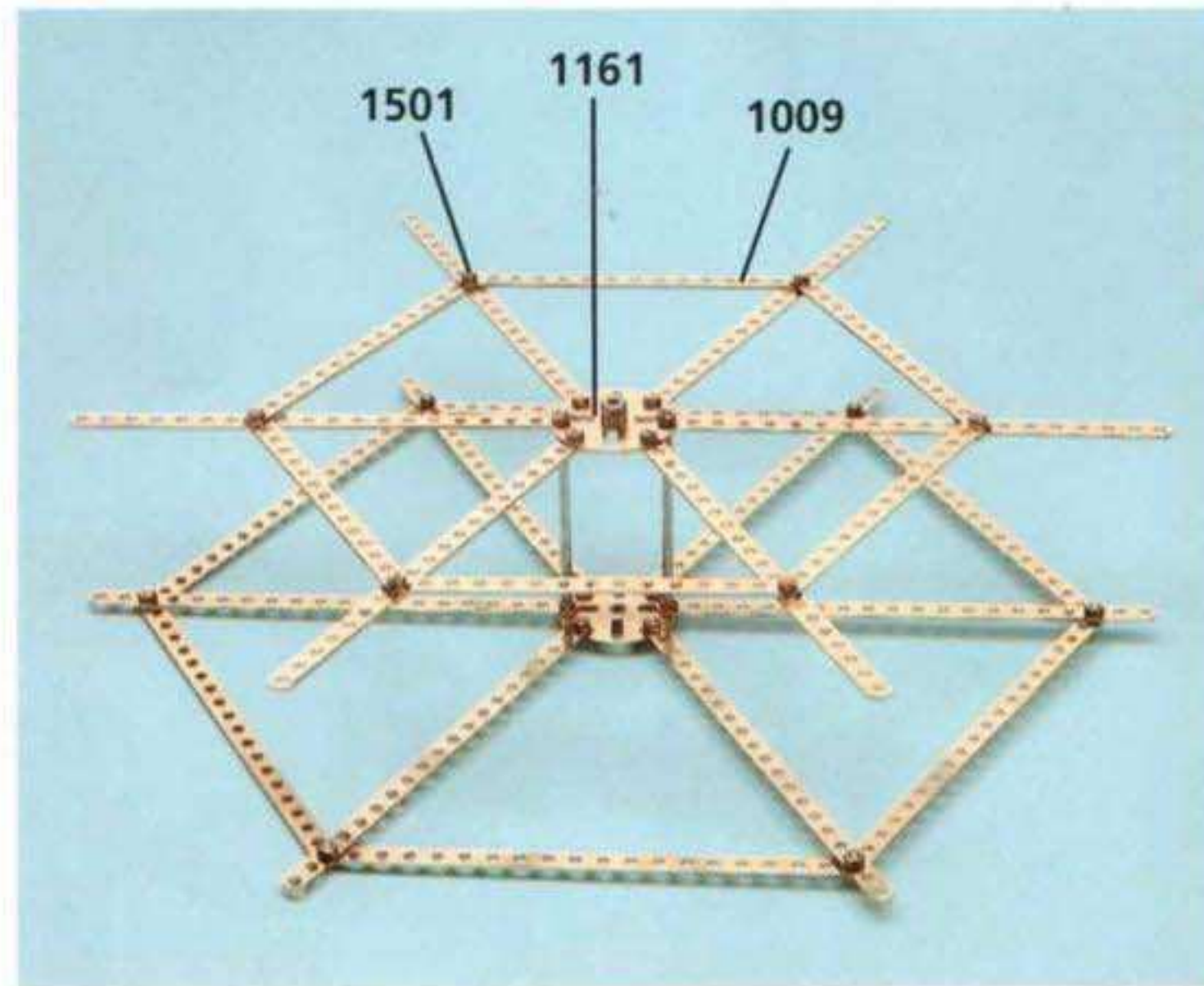
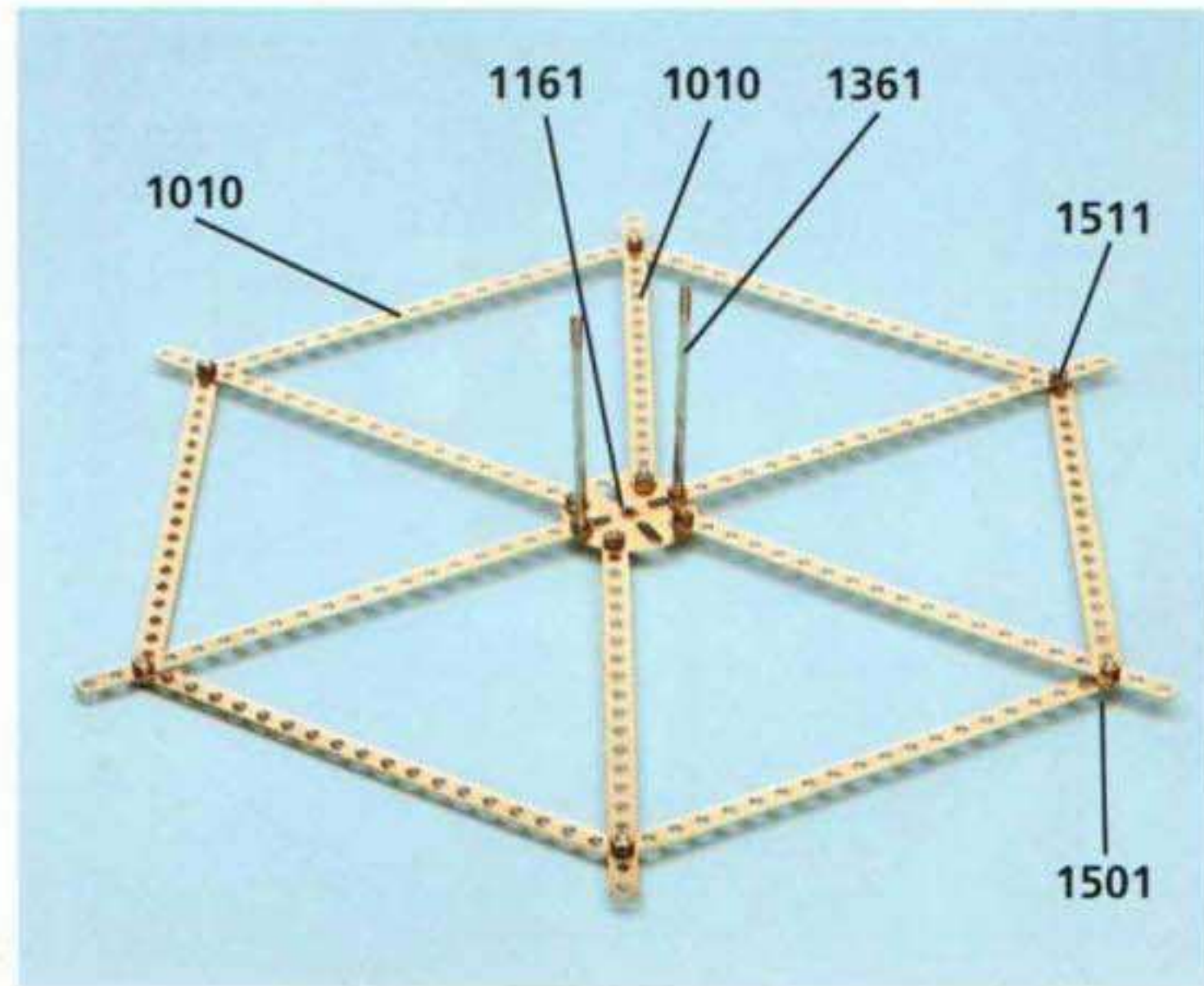



CONSTRUCTION

Bauanleitung


15







METAL CONSTRUCTION 15



BAUTEILE JEWEILS NUR FÜR EIN MODELL VERFÜGBAR

HILFE VON ERWACHSENEN KANN ERFORDERLICH SEIN

