

**Nom** : IVES TOYS (voir à STRUKTIRON)\*

**Période** : 1912 - 1917

**Pays** : U.S.A.

**Type** : Jeu semi meccanoïde très élaboré pour l'époque.  
Bandes avec alternance de trous et de fentes.

**Fabriqué par** : Ives Manufacturing Co. (Connecticut)

**Diamètre des axes** : 3 mm




**Espacement des trous** : 15,875 mm (5/8") & 31,75 mm

**Boîtes disponibles** : 7 en 1914 & 9 en 1916

**Différentes pièces** : 28 en 1914 & 71 en 1916

**Couleurs** : noir & laiton

**Moteurs** : Trois moteurs Ives Toys existent déjà en 1913



Contents of STRUKTIRON OUTFITS  
AND  
Retail Prices of INDIVIDUAL PARTS

| No.                 | PART NAME                      | RETAIL PRICE | C       | CA                  | D | DA | E | EA | F | FA | G | GA | H | HA | I       |
|---------------------|--------------------------------|--------------|---------|---------------------|---|----|---|----|---|----|---|----|---|----|---------|
| 1                   | Angle Plate                    | .02 each     |         | 4                   |   |    |   |    |   |    |   |    |   |    |         |
| 2                   | Straight Section 1/2 inches    | .02          |         |                     |   |    |   |    |   |    |   |    |   |    |         |
| 3                   | Straight Section 3/4 inches    | .02          |         |                     |   |    |   |    |   |    |   |    |   |    |         |
| 4                   | Straight Section 1 inch        | .02          |         |                     |   |    |   |    |   |    |   |    |   |    |         |
| 5                   | Straight Section 1 1/4 inches  | .02          |         |                     |   |    |   |    |   |    |   |    |   |    |         |
| 6                   | Straight Section 1 1/2 inches  | .02          |         |                     |   |    |   |    |   |    |   |    |   |    |         |
| 7                   | Straight Section 1 3/4 inches  | .02          |         |                     |   |    |   |    |   |    |   |    |   |    |         |
| 8                   | Straight Section 2 inches      | .02          |         |                     |   |    |   |    |   |    |   |    |   |    |         |
| 9                   | Triangular Corner Plate        | .02          |         |                     |   |    |   |    |   |    |   |    |   |    |         |
| 10                  | Square Plate                   | .02          |         |                     |   |    |   |    |   |    |   |    |   |    |         |
| 11                  | 45° Angle Plate                | .02          |         |                     |   |    |   |    |   |    |   |    |   |    |         |
| 12                  | Glazed 1/2 way                 | .02          |         |                     |   |    |   |    |   |    |   |    |   |    |         |
| 13                  | for Glazed 1/2 inches          | .02          |         |                     |   |    |   |    |   |    |   |    |   |    |         |
| 14                  | Chassis                        | .02          |         |                     |   |    |   |    |   |    |   |    |   |    |         |
| 15                  | Corner Capset 1/2 inches       | .02          |         |                     |   |    |   |    |   |    |   |    |   |    |         |
| 16                  | Corner Capset 3/4 inches       | .02          |         |                     |   |    |   |    |   |    |   |    |   |    |         |
| 17                  | Corner Capset 1 inch           | .02          |         |                     |   |    |   |    |   |    |   |    |   |    |         |
| 18                  | Half Chassis 1/2 inches        | .02          |         |                     |   |    |   |    |   |    |   |    |   |    |         |
| 19                  | Small Angle Plate              | .02          |         |                     |   |    |   |    |   |    |   |    |   |    |         |
| 20                  | Strapling Pin                  | .02          |         |                     |   |    |   |    |   |    |   |    |   |    |         |
| 21                  | Clamping Pin                   | .02          |         |                     |   |    |   |    |   |    |   |    |   |    |         |
| 22                  | Double Eye Link                | .02          |         |                     |   |    |   |    |   |    |   |    |   |    |         |
| 23                  | Crank Handle 1/2 inches        | .02          |         |                     |   |    |   |    |   |    |   |    |   |    |         |
| 24                  | Thermostatic Switch 1/2 inches | .02          |         |                     |   |    |   |    |   |    |   |    |   |    |         |
| 25                  | Axis 1/2 inch diameter         | .02          |         |                     |   |    |   |    |   |    |   |    |   |    |         |
| 26                  | Pin                            | .02          |         |                     |   |    |   |    |   |    |   |    |   |    |         |
| 27                  | Pin 1/2 inch                   | .02          |         |                     |   |    |   |    |   |    |   |    |   |    |         |
| 28                  | Pin 3/4 inch                   | .02          |         |                     |   |    |   |    |   |    |   |    |   |    |         |
| 29                  | Pin 1 inch                     | .02          |         |                     |   |    |   |    |   |    |   |    |   |    |         |
| 30                  | Pin 1 1/4 inch                 | .02          |         |                     |   |    |   |    |   |    |   |    |   |    |         |
| 31                  | Pin 1 1/2 inch                 | .02          |         |                     |   |    |   |    |   |    |   |    |   |    |         |
| 32                  | Pin 1 3/4 inch                 | .02          |         |                     |   |    |   |    |   |    |   |    |   |    |         |
| 33                  | Pin 2 inch                     | .02          |         |                     |   |    |   |    |   |    |   |    |   |    |         |
| 34                  | Pin 2 1/4 inch                 | .02          |         |                     |   |    |   |    |   |    |   |    |   |    |         |
| 35                  | Pin 2 1/2 inch                 | .02          |         |                     |   |    |   |    |   |    |   |    |   |    |         |
| 36                  | Pin 2 3/4 inch                 | .02          |         |                     |   |    |   |    |   |    |   |    |   |    |         |
| 37                  | Pin 3 inch                     | .02          |         |                     |   |    |   |    |   |    |   |    |   |    |         |
| 38                  | Pin 3 1/4 inch                 | .02          |         |                     |   |    |   |    |   |    |   |    |   |    |         |
| 39                  | Pin 3 1/2 inch                 | .02          |         |                     |   |    |   |    |   |    |   |    |   |    |         |
| 40                  | Pin 3 3/4 inch                 | .02          |         |                     |   |    |   |    |   |    |   |    |   |    |         |
| 41                  | Pin 4 inch                     | .02          |         |                     |   |    |   |    |   |    |   |    |   |    |         |
| 42                  | Pin 4 1/4 inch                 | .02          |         |                     |   |    |   |    |   |    |   |    |   |    |         |
| 43                  | Pin 4 1/2 inch                 | .02          |         |                     |   |    |   |    |   |    |   |    |   |    |         |
| 44                  | Pin 4 3/4 inch                 | .02          |         |                     |   |    |   |    |   |    |   |    |   |    |         |
| 45                  | Pin 5 inch                     | .02          |         |                     |   |    |   |    |   |    |   |    |   |    |         |
| 46                  | Pin 5 1/4 inch                 | .02          |         |                     |   |    |   |    |   |    |   |    |   |    |         |
| 47                  | Pin 5 1/2 inch                 | .02          |         |                     |   |    |   |    |   |    |   |    |   |    |         |
| 48                  | Pin 5 3/4 inch                 | .02          |         |                     |   |    |   |    |   |    |   |    |   |    |         |
| 49                  | Pin 6 inch                     | .02          |         |                     |   |    |   |    |   |    |   |    |   |    |         |
| 50                  | Pin 6 1/4 inch                 | .02          |         |                     |   |    |   |    |   |    |   |    |   |    |         |
| 51                  | Pin 6 1/2 inch                 | .02          |         |                     |   |    |   |    |   |    |   |    |   |    |         |
| 52                  | Pin 6 3/4 inch                 | .02          |         |                     |   |    |   |    |   |    |   |    |   |    |         |
| 53                  | Pin 7 inch                     | .02          |         |                     |   |    |   |    |   |    |   |    |   |    |         |
| 54                  | Pin 7 1/4 inch                 | .02          |         |                     |   |    |   |    |   |    |   |    |   |    |         |
| 55                  | Pin 7 1/2 inch                 | .02          |         |                     |   |    |   |    |   |    |   |    |   |    |         |
| 56                  | Pin 7 3/4 inch                 | .02          |         |                     |   |    |   |    |   |    |   |    |   |    |         |
| 57                  | Pin 8 inch                     | .02          |         |                     |   |    |   |    |   |    |   |    |   |    |         |
| 58                  | Pin 8 1/4 inch                 | .02          |         |                     |   |    |   |    |   |    |   |    |   |    |         |
| 59                  | Pin 8 1/2 inch                 | .02          |         |                     |   |    |   |    |   |    |   |    |   |    |         |
| 60                  | Pin 8 3/4 inch                 | .02          |         |                     |   |    |   |    |   |    |   |    |   |    |         |
| 61                  | Pin 9 inch                     | .02          |         |                     |   |    |   |    |   |    |   |    |   |    |         |
| 62                  | Motor                          | \$2.00       |         |                     |   |    |   |    |   |    |   |    |   |    |         |
| Struktiron Outfit C |                                |              | \$ 2.00 | Accessory Outfit CA |   |    |   |    |   |    |   |    |   |    | \$ 1.00 |
| " " D               |                                |              | .00     | " DA with Motor     |   |    |   |    |   |    |   |    |   |    | 2.00    |
| " " E with Motor    |                                |              | .00     | " EA                |   |    |   |    |   |    |   |    |   |    | 2.50    |
| " " F               |                                |              | 2.50    | " FA                |   |    |   |    |   |    |   |    |   |    | 2.50    |
| " " G               |                                |              | 10.00   | " GA                |   |    |   |    |   |    |   |    |   |    | 8.00    |
| " " H               |                                |              | 15.00   | " HA                |   |    |   |    |   |    |   |    |   |    | 8.00    |
| " " I               |                                |              | 23.00   |                     |   |    |   |    |   |    |   |    |   |    |         |

Mais, il faudra attendre 1916 pour avoir un moteur STRUKTIRON spécifique

\*Ives Toys est le nom d'une marque de jouets.  
Essentiellement des trains et également un jeu de construction nommé STRUKTIRON.

Voir à STRUKTIRON pour plus de détails.



Boîte H de 1916

