
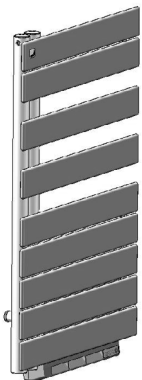
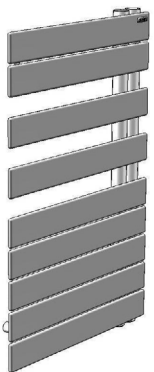


# 40016568

## Montageanleitung - Instrucciones de montaje - Instructions de montage Assembly Instructions - Istruzione di montaggio - Montagehandleiding - Instrukcja montazu

Original mounting instruction 12/10/21 PVA

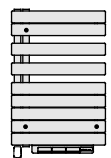
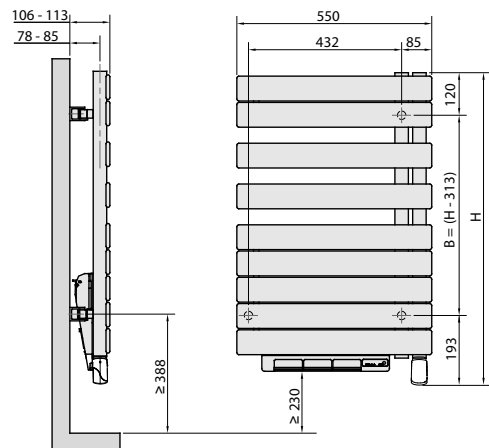


	H
FL081-055	805
FL118-055	1183
FL168-055	1676
FR081-055	805
FR118-055	1183
FR168-055	1676
TFL050-055/GF	828
TFL075-055/GF	1206
TFL100-055/GF	1699
TFR050-055/GF	828
TFR075-055/GF	1206
TFR100-055/GF	1699
TFR050-055TF	852
TFR075-055TF	1230
TFR100-055TF	1723

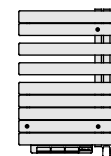
	H
ROFR090-55/IFS	834
ROFR130-55/IFS	1212
ROFR180-55/IFS	1705
ROFL-080-055	805
ROFL-120-055	1183
ROFL-170-055	1676
ROFR-080-055	805
ROFR-120-055	1183
ROFR-170-055	1676
ROFL090-55/IFS	834
ROFL130-55/IFS	1212
ROFL180-55/IFS	1705

	H
ROFER09-55/IFS	870
ROFER13-55/IFS	1248
ROFER18-55/IFS	1741
ROFEL09-55/IFS	870
ROFEL13-55/IFS	1248
ROFEL18-55/IFS	1741
ROFEL-080-55/TF	852
ROFEL-120-55/TF	1230
ROFEL-170-55/TF	1723
ROFER-080-55/GF	828
ROFER-120-55/GF	1206
ROFER-170-55/GF	1699
ROFEL-080-55/GF	828
ROFEL-120-55/GF	1206
ROFEL-170-55/GF	1699

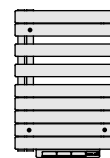
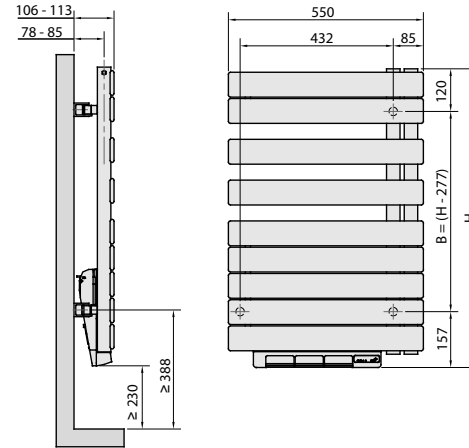
	H
TFR050-055IFS	870
TFR075-055IFS	1248
TFR100-055IFS	1741
TFL050-055/IFS	870
TFL075-055/IFS	1248
TFL100-055/IFS	1741
FR081-055IFS	834
FR118-055IFS	1212
FR168-055IFS	1705
FL081-055IFS	834
FL118-055IFS	1212
FL168-055IFS	1705



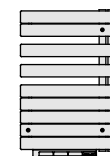
TFL/IFS  
ROFER/IFS



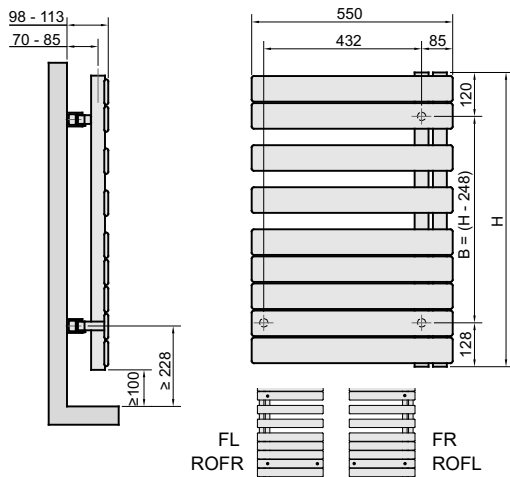
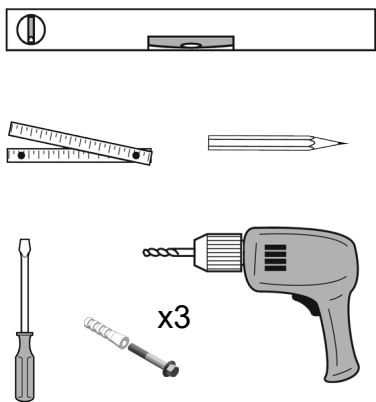
TFR/IFS  
ROFEL/IFS



FL/IFS  
ROFR/IFS

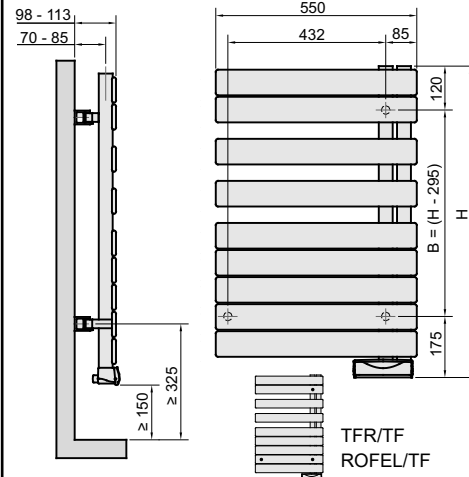


FR/IFS  
ROFL/IFS

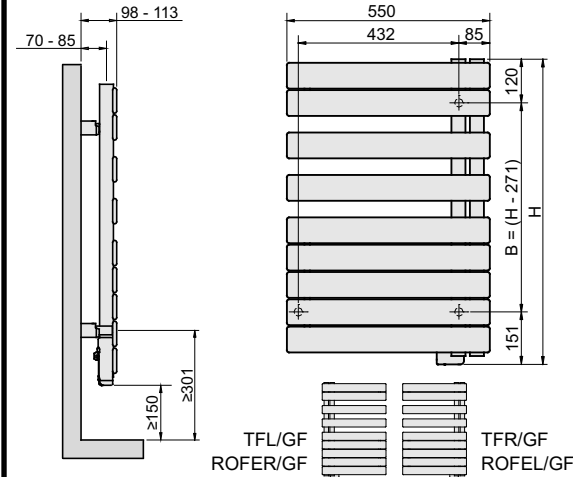


FL  
ROFR

FR  
ROFL



TFR/TF  
ROFEL/TF



TFL/GF  
ROFER/GF

TFR/GF  
ROFEL/GF

**MISE EN GARDE :** Pour éviter tout danger pour les très jeunes enfants, il est recommandé d'installer cet appareil de façon telle que le barreau chauffant le plus bas soit au moins à 600 mm au dessus du sol.

**CAUTION** To avoid any danger to very young children, you are advised to install this appliance so that the lowest heating bar is at least 600 mm off the floor.

**OPGELET** Om gevaarlijke situaties voor zeer jonge kinderen te voorkomen wordt aangeraden deze handdoekradiator zodanig te plaatsen dat de onderste verwarmingsstang zich minstens 600 mm boven de vloer bevindt.

**WARNUNG:** Um Gefahren für Kleinkinder vorzubeugen, wird empfohlen, den Heizkörper so zu installieren, dass die Unterkante mindestens 600 mm über dem Boden liegt.

**ATTENZIONE:** Per evitare che i bambini in più tenera età vadano incontro ad un qualunque pericolo, si raccomanda di installare questo scaldasalviette in modo tale che la barra riscaldante che si trova più in basso sia ad una distanza di almeno 600 mm dal pavimento.

**ADVERTENCIA:** Por motivos de seguridad, se recomienda instalar el secatoallas fuera del alcance de los niños. La parte inferior del equipo debería colocarse como mínimo a 600 mm del suelo.

**OSTRZEŻENIE:** Aby uniknąć wszelkiego ryzyka wobec najmłodszych dzieci, zaleca się zainstalować tę suszarkę na ręczniki tak, aby najniższy pręt grzejący znajdował się na wysokości co najmniej 600 mm od podłoża.

