

**SUPPLEMENT TO
MANUAL
OF
INSTRUCTIONS**



**To Be Used in Connection
With the Regular Manual**

**THE
American Model Builder
THE TOY FOR THE BOY**

**Herein are Shown Many New,
Novel and Interesting Models
That Can Be Made With Your
American Model Builder Outfit**

SEE LATEST PRIZE OFFER ON NEXT PAGE

**The American Mechanical Toy Co.
DAYTON, OHIO, U. S. A.**

The American Model Builder

To Strengthen the Mind is to Exercise not Rest.—Pope



THE AMERICAN MODEL BUILDER is designed to teach the boy the first steps in practical mechanics. Every part in this outfit is a miniature machine part made of steel and brass, double plated and polished. This makes the outfit practically indestructible.

Each Pulley, Flanged and Grooved Wheel, Gear, Pinion, Bush Wheel, Eccentric Drive Wheel, Car Wheel, Auto Wheel, and Sprocket is equipped with a brass Collar and case-hardened Set Screw, cupped at the end, which provides a positive fastening when used in any of the working models.

All Gears are accurately cut to pitch and all Strips are made with rounded edges, so as to avoid the possibility of cutting the fingers when building the models. All Cranks and 4" and 4½" Axle Rods are drilled for threading the string when used for hoisting purposes, and the cranks as well as the axles have rounded ends.

The most up-to-date and modern machinery has been installed in our factory to make the American Model Builder the most complete and practical steel construction outfit on the market.

First familiarize yourself with the various parts and their names, then start to erect all the Models, and take them in regular rotation until the capacity of your set is exhausted.

The American Model Builder is made in eight regular progressive sets, numbered from 0 to 7, and three special sets, No. 11, 12 and 13. The outfits numbered from 0½ to 6½ are Accessory Sets and should only be purchased for use in enlarging the regular sets. For instance, if you possess a No. 1 Outfit, the purchase of a No. 1½ Accessory Set will supply sufficient parts to convert a No. 1 into a regular No. 2 set. The No. 2½ Accessory Outfit contains enough parts to convert a No. 2 into a regular No. 3 set, and so on. We recommend the purchase of Accessory Outfits as the boy's knowledge increases. They are furnished in a neat cardboard box, where all the parts may be kept when not in use. However, individual parts may also be purchased separately.

We have designed special Motors, Transformers and a Counter-shaft for boys desiring to operate their Models by Electricity.

These are by far the most efficient small devices ever offered the public, and a full description will be found on page 12.

We maintain an Experimental Department at our factory where new designs and Models are constantly made. We want the name and address of each owner of an American Model Builder, as well as the number of your Outfit, so that we can keep you advised from time to time of any new models that can be built with your set. Please fill in the blank post card which is enclosed in your set and mail to us for this purpose.

PRIZE CONTEST

The charm and instruction in these Outfits lies in the building of original models. To encourage inventive genius, we are offering for the best original suggestions, submitted to us by April 1st, 1917, for the building of new models.

250 PRIZES as follows:

One Capital Prize in Cash.....	\$100.00
2 Prizes consisting of \$25.00 Outfits.....	50.00
3 " " " " 15.00 "	45.00
10 " " " " 7.50 "	75.00
15 " " " " 5.00 "	75.00
20 " " " " 4.00 "	80.00
25 " " " " 3.00 "	75.00
10 " " " " 2.50 Motors.....	25.00
55 " " " " 2.00 Outfits.....	110.00
10 " " " " 1.50 Motors.....	15.00
100 " " " " 1.00 Outfits.....	100.00
	<hr/>
	\$750.00

No entrance fee of any kind will be charged.

In order to compete for these prizes it is not necessary for the contestant to own or buy an AMERICAN MODEL BUILDER OUTFIT,—simply send us a sketch, drawing, photograph or model made up of steel, cardboard, wood, tin or any other material, and all will receive equal consideration. These suggestions will then be submitted to three members of the Board of Directors of the Y. M. C. A. of Dayton, Ohio, and the awards made by them between April 15 and May 1, 1917.

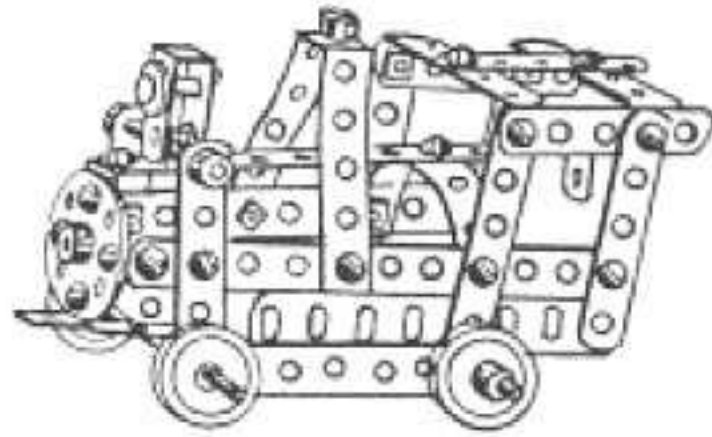
The committee will be governed in awarding the prizes by the mechanical and structural features involved in the design, as well as their practicability, usefulness and symmetry.

In submitting models, photos or suggestions BE SURE to give your FULL NAME and Postoffice address.

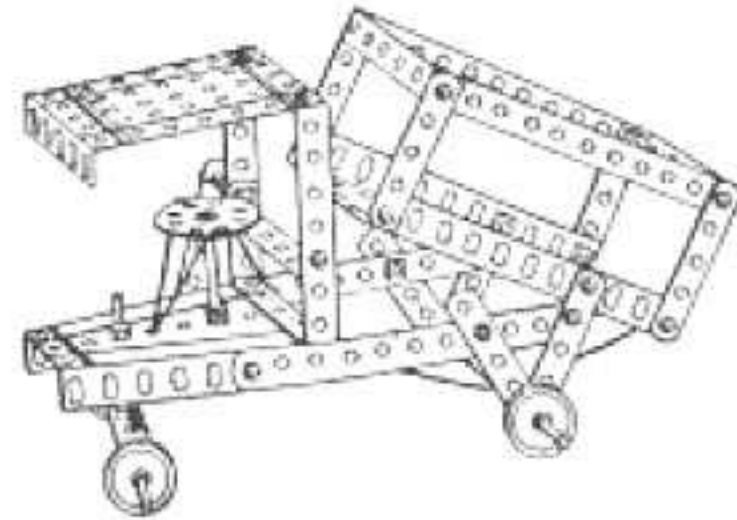
We want every user of The American Model Builder to feel free to write us at any time when difficulties arise in the building of Models and we will gladly give our suggestions and help.

THE AMERICAN MECHANICAL TOY COMPANY,
DAYTON, OHIO, U. S. A.

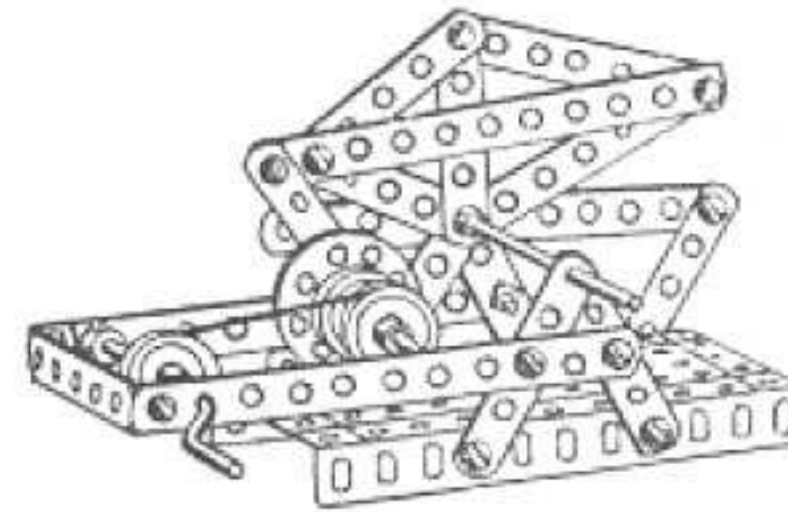
LOCOMOTIVE



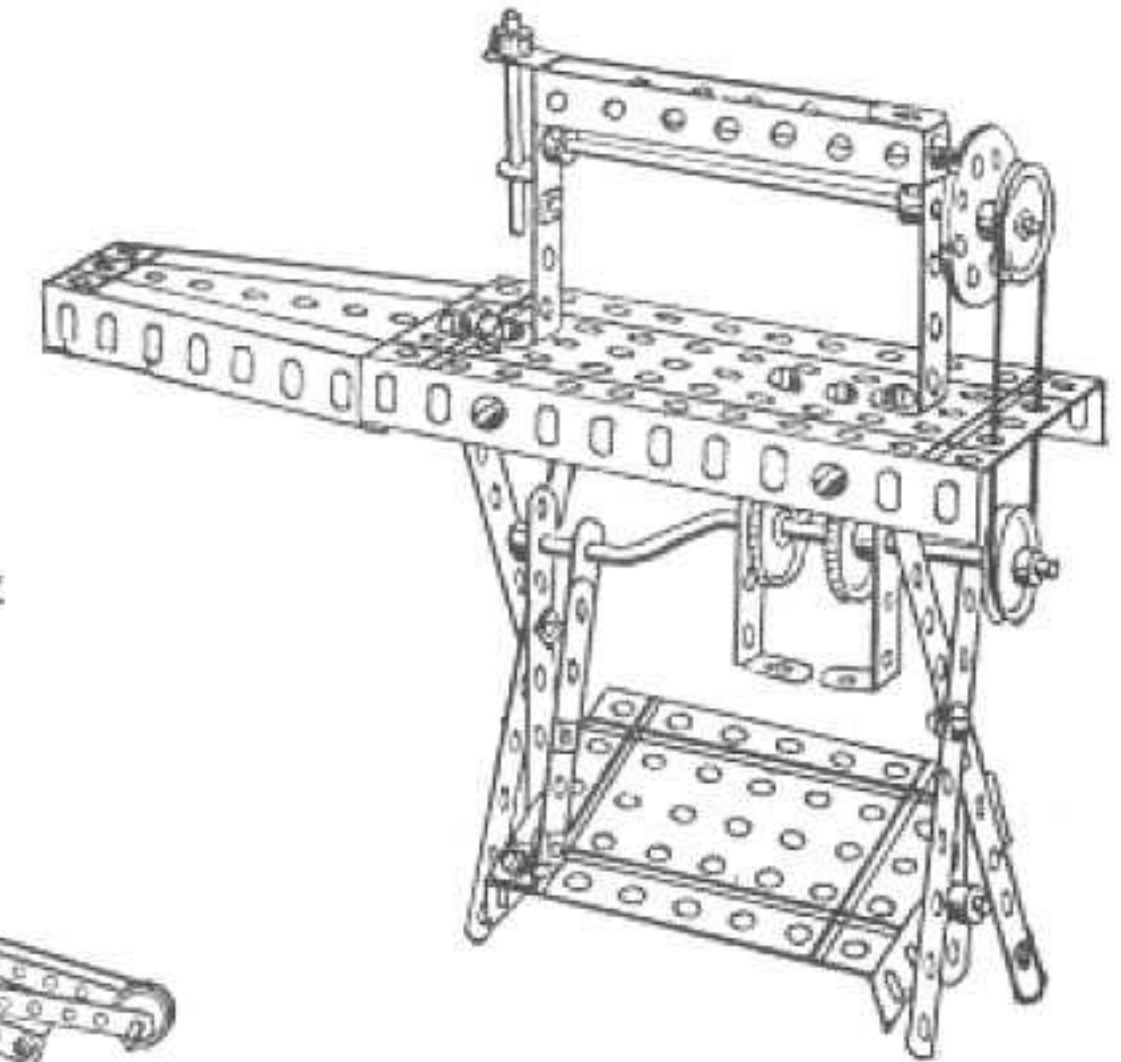
AUTO DUMP CAR



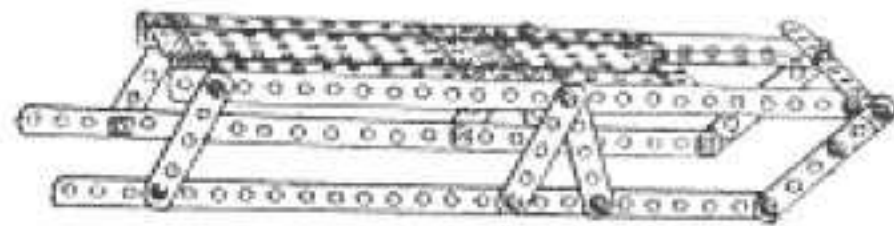
ALLIGATOR SHEARS



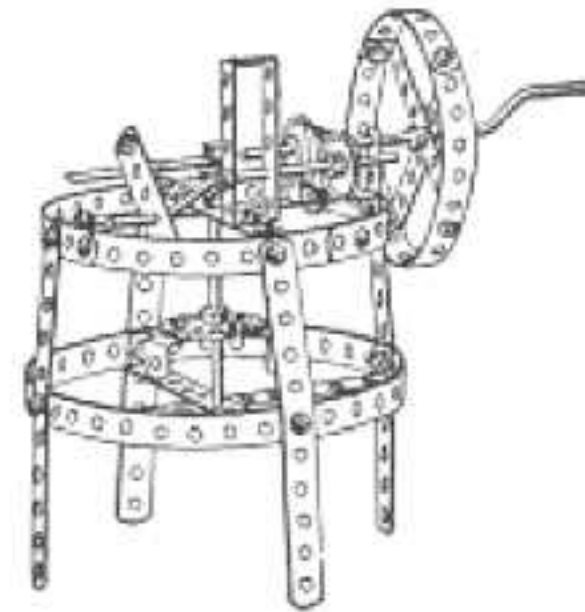
SEWING MACHINE



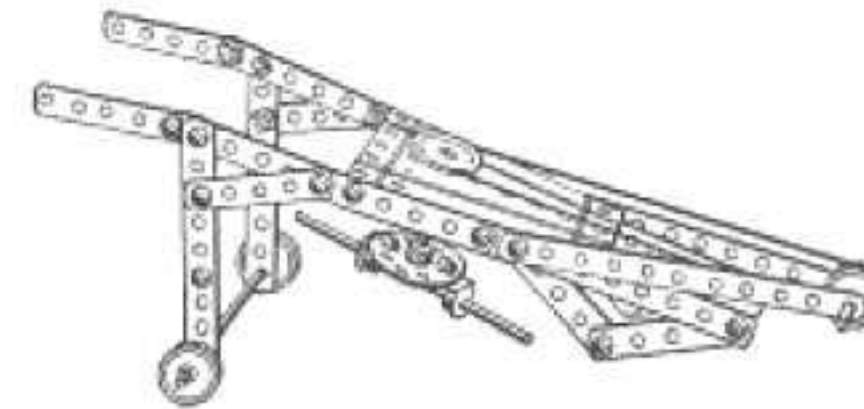
BOB SLED



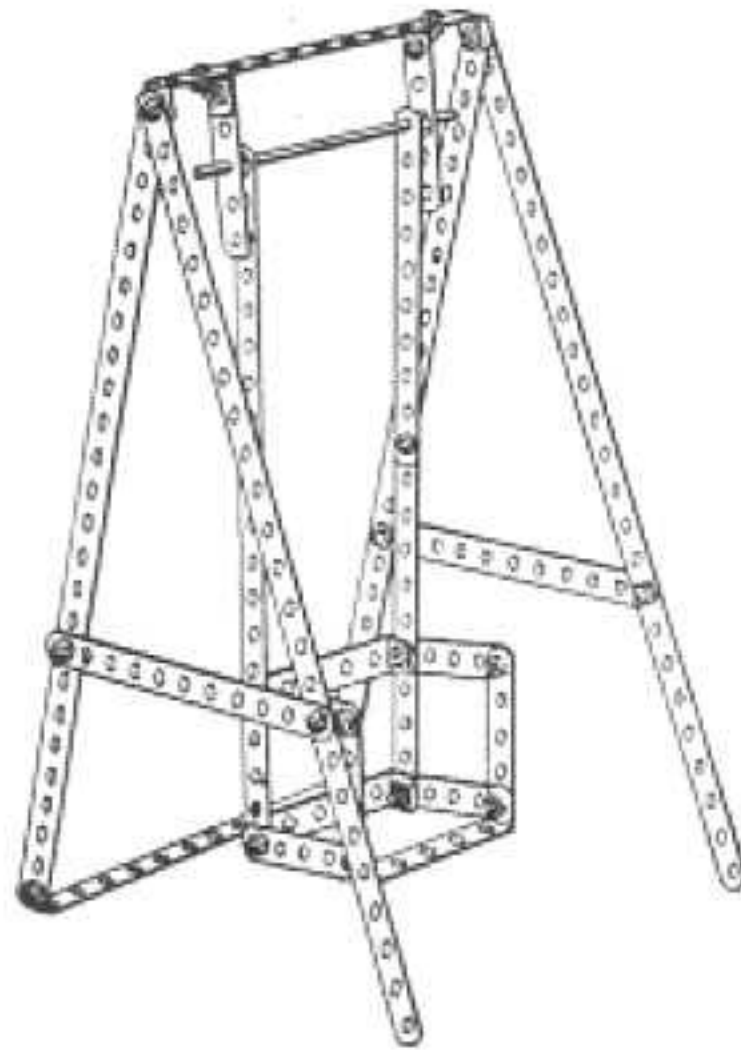
HAND WASHING MACHINE




POTATO DIGGER



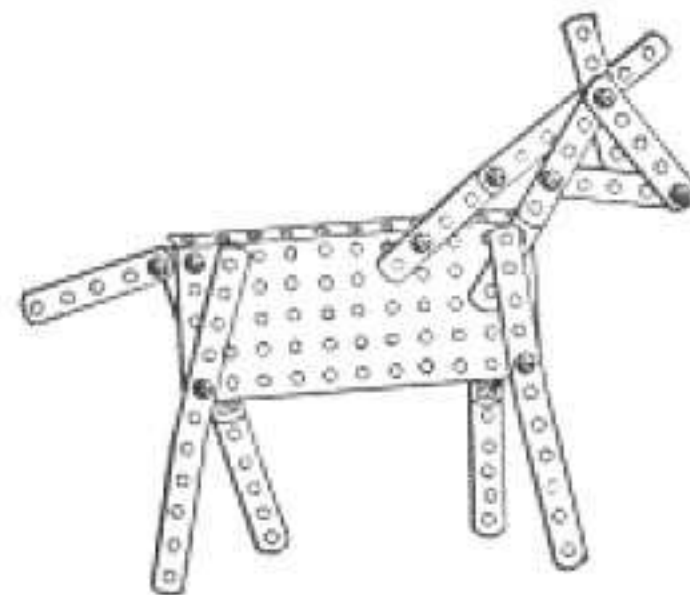
LAWN SWING



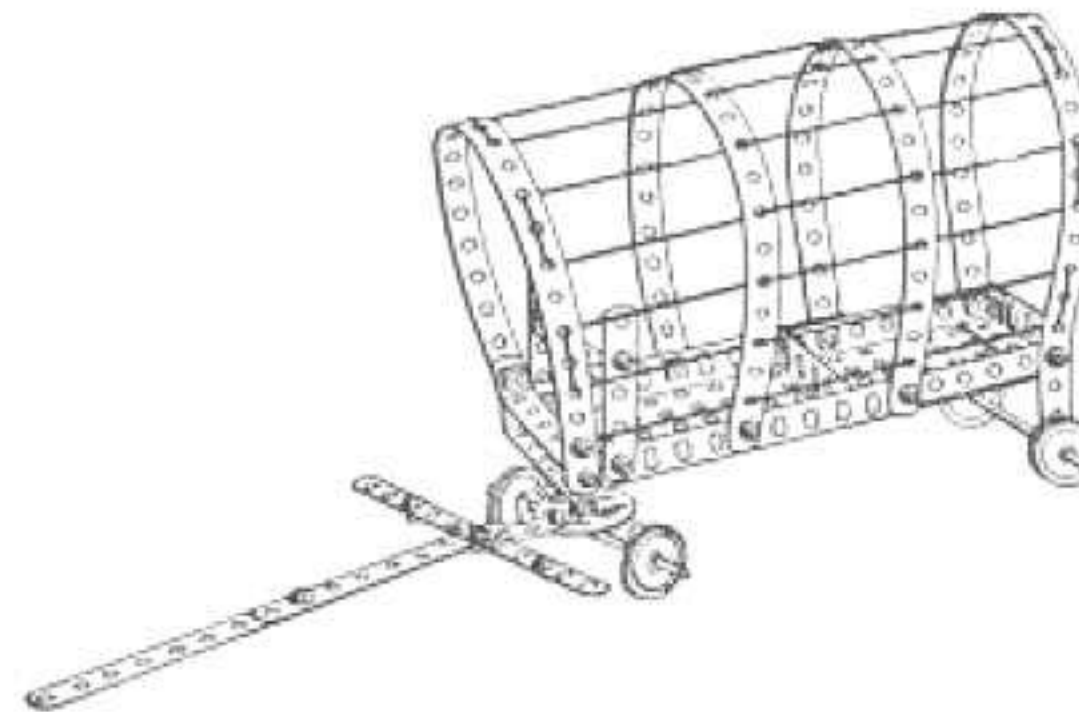
WELL DRILL



NEARLY A HORSE




PRAIRIE SCHOONER

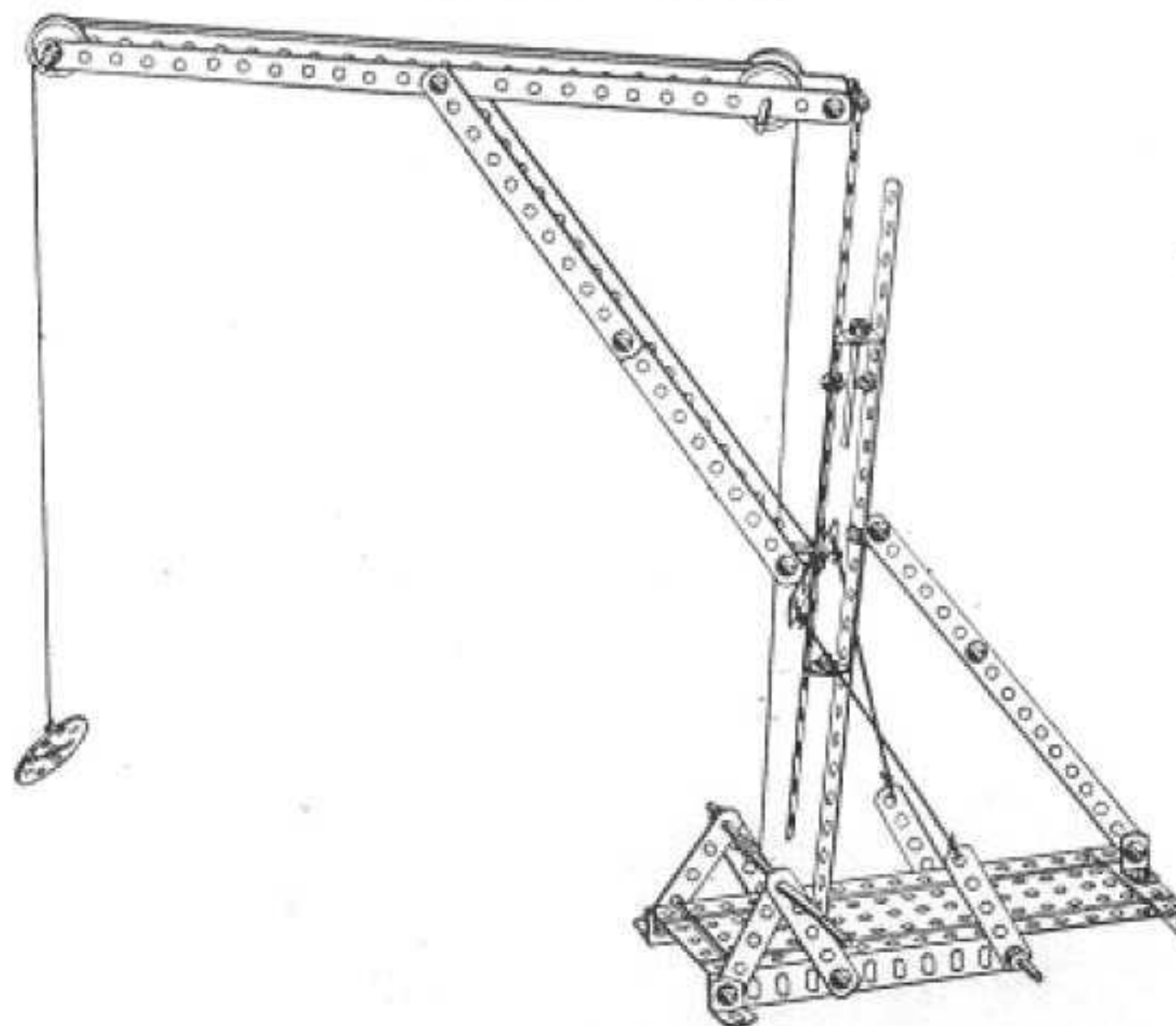


All Models shown on this page can be made with The American Model Builder Outfit No. 1 or No. 11.
HALF THE FUN IS BUILDING THE MODELS—THE OTHER HALF IS OPERATING THEM WHEN COMPLETED.

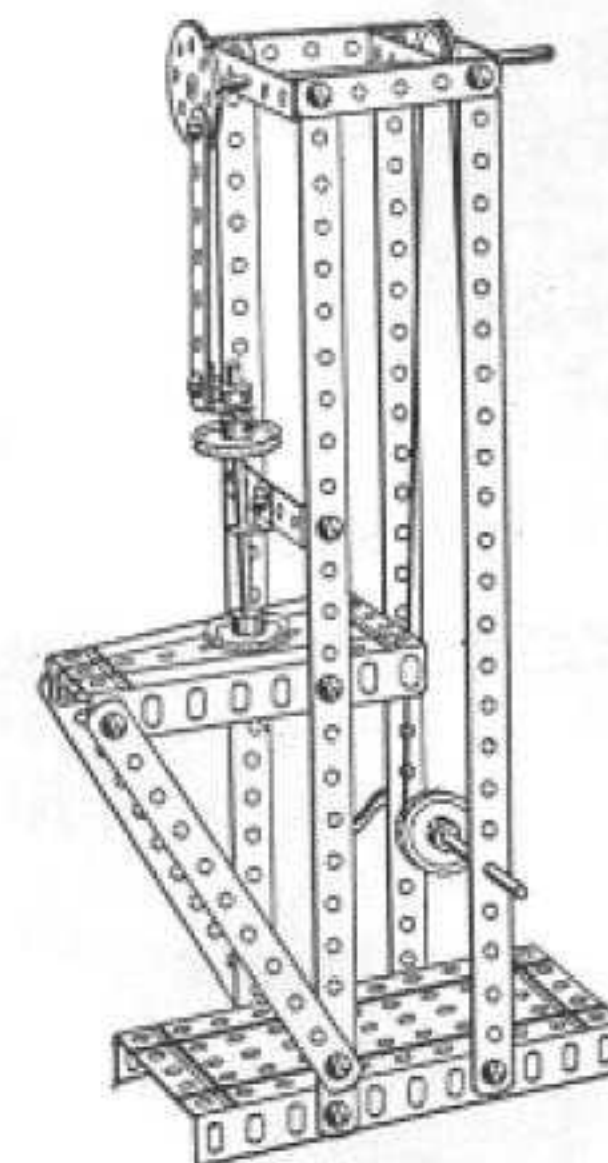
CLOCK TOWER



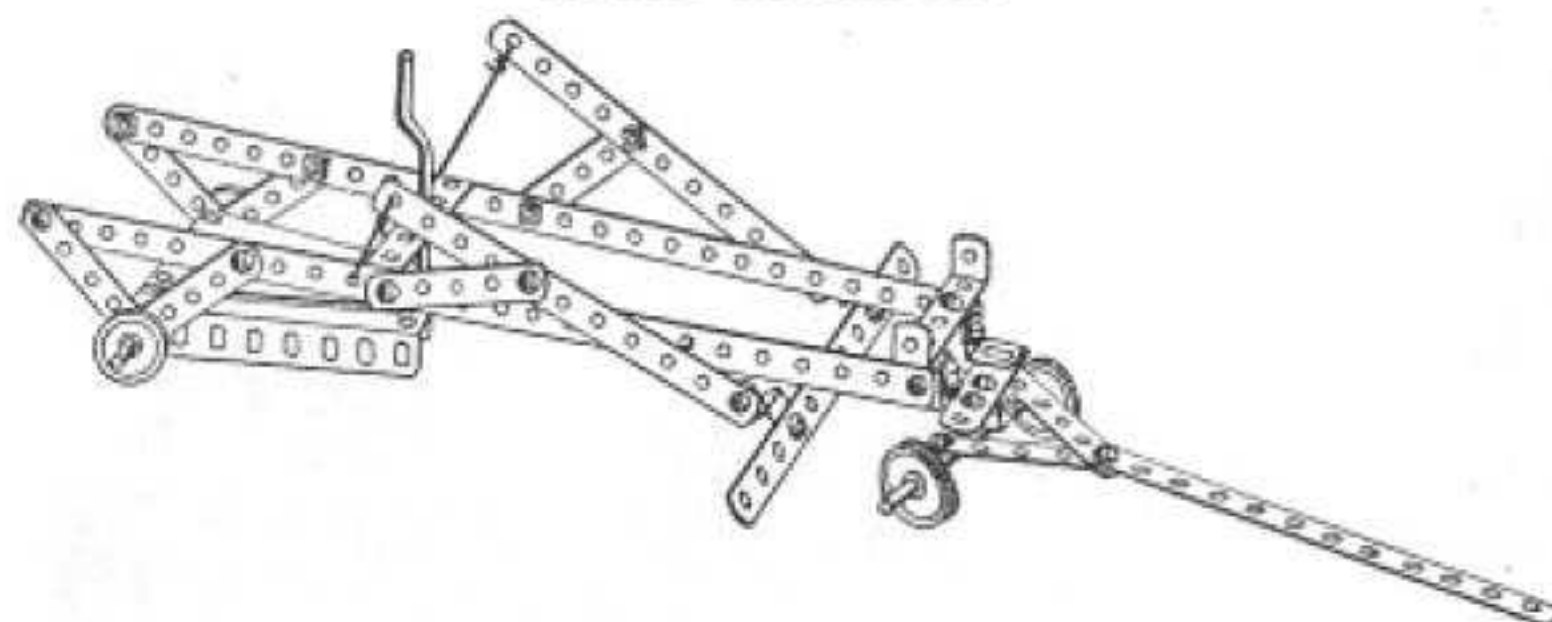
LOADING CRANE



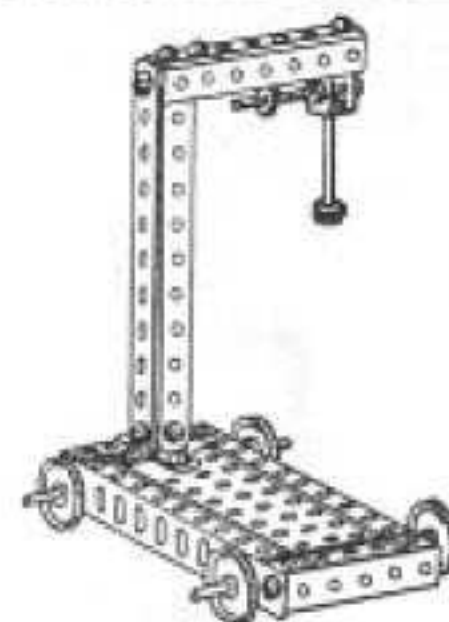
PUNCH PRESS



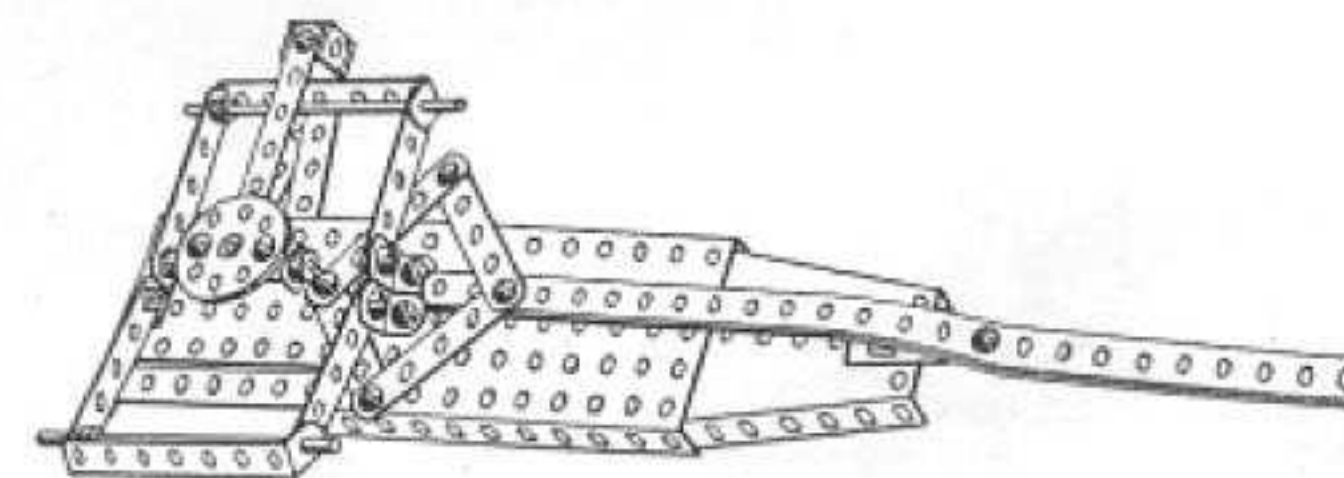
ROAD SCRAPER



PORTABLE SCALE

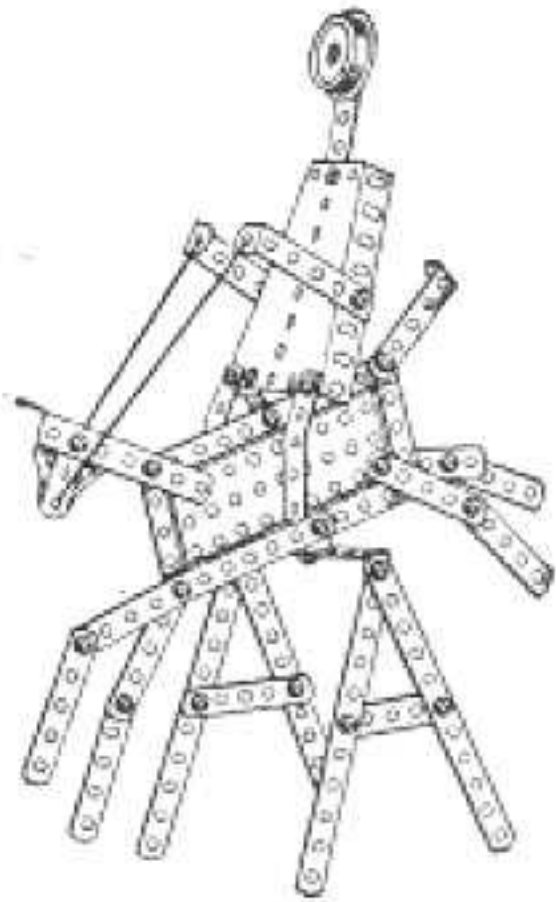


ANIMAL TRAP

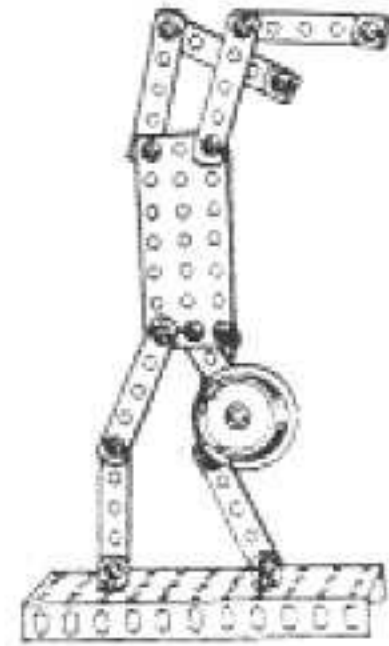


All Models shown on this page can be made with The American Model Builder Outfit No. 1 or No. 11.
HALF THE FUN IS BUILDING THE MODELS—THE OTHER HALF IS OPERATING THEM WHEN COMPLETED.

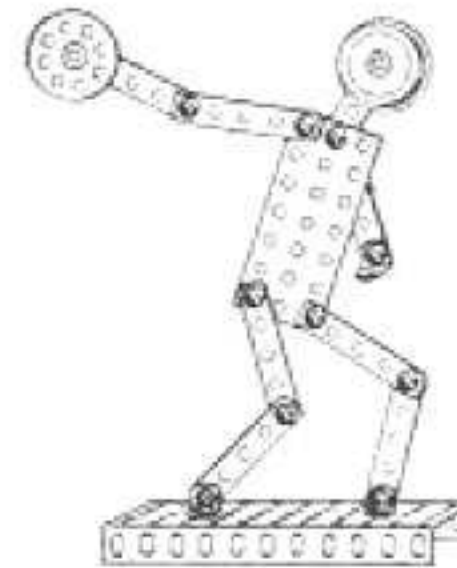
HURDLE JUMPER



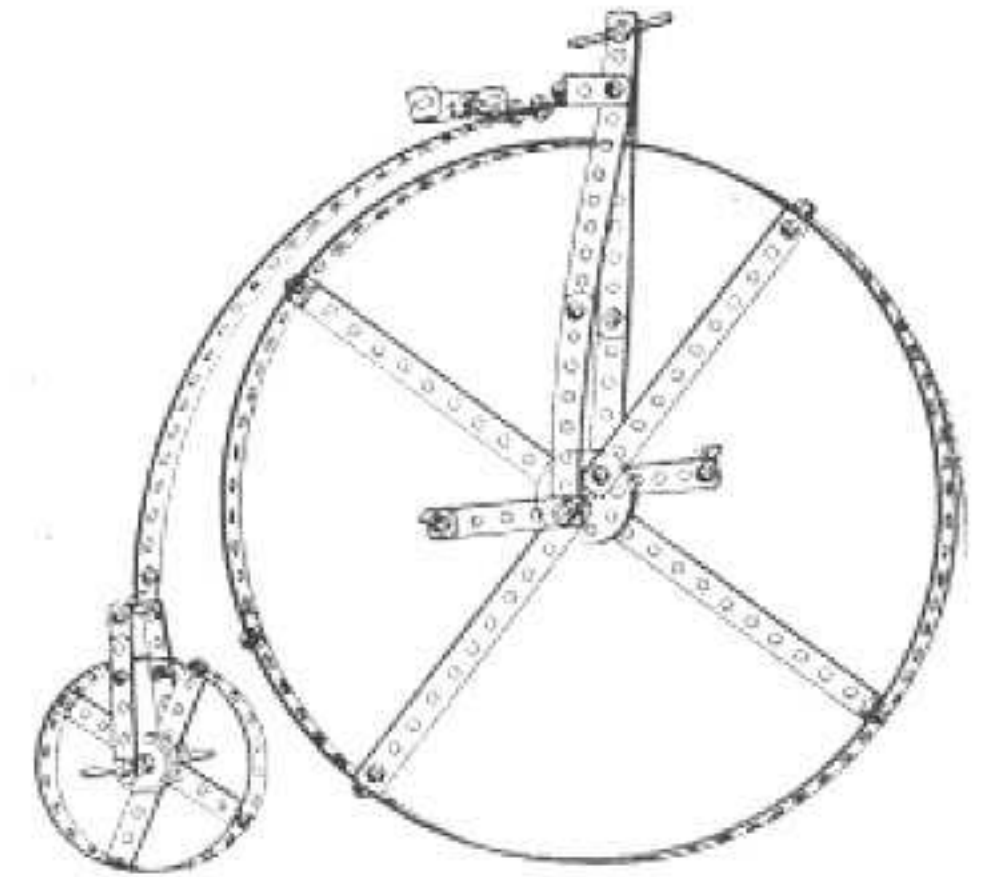
ACROBAT




DISCUS THROWER



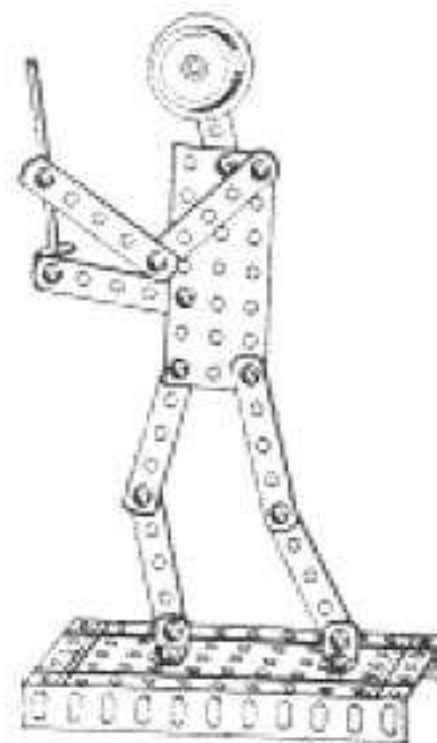
OLD-FASHIONED BICYCLE



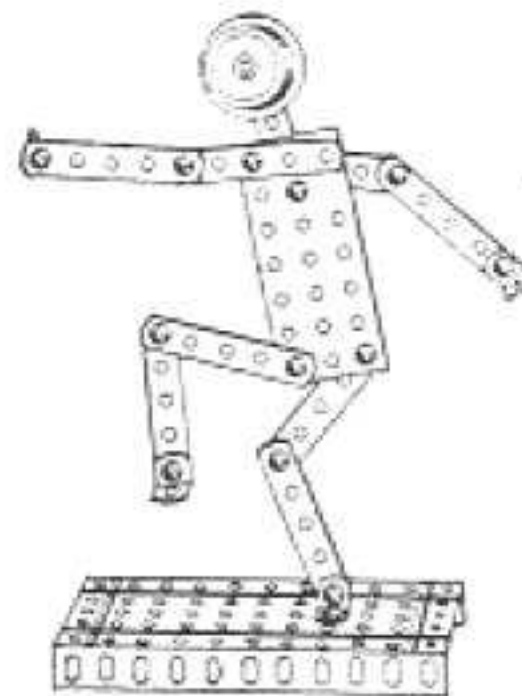
CATCHER



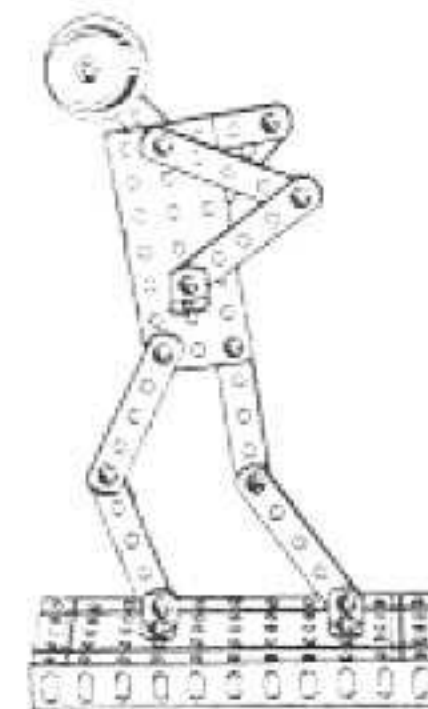
BATTER



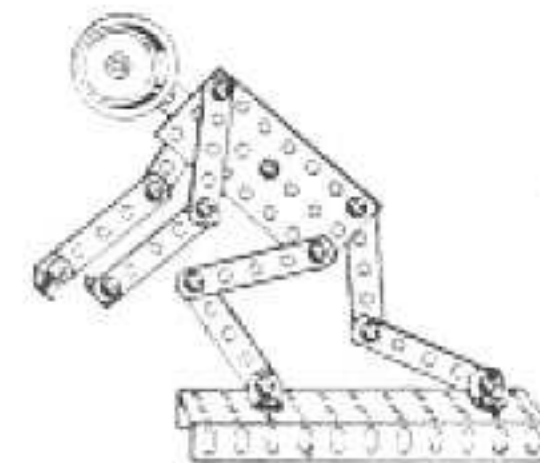
PITCHER




UMPIRE



SHORT STOP



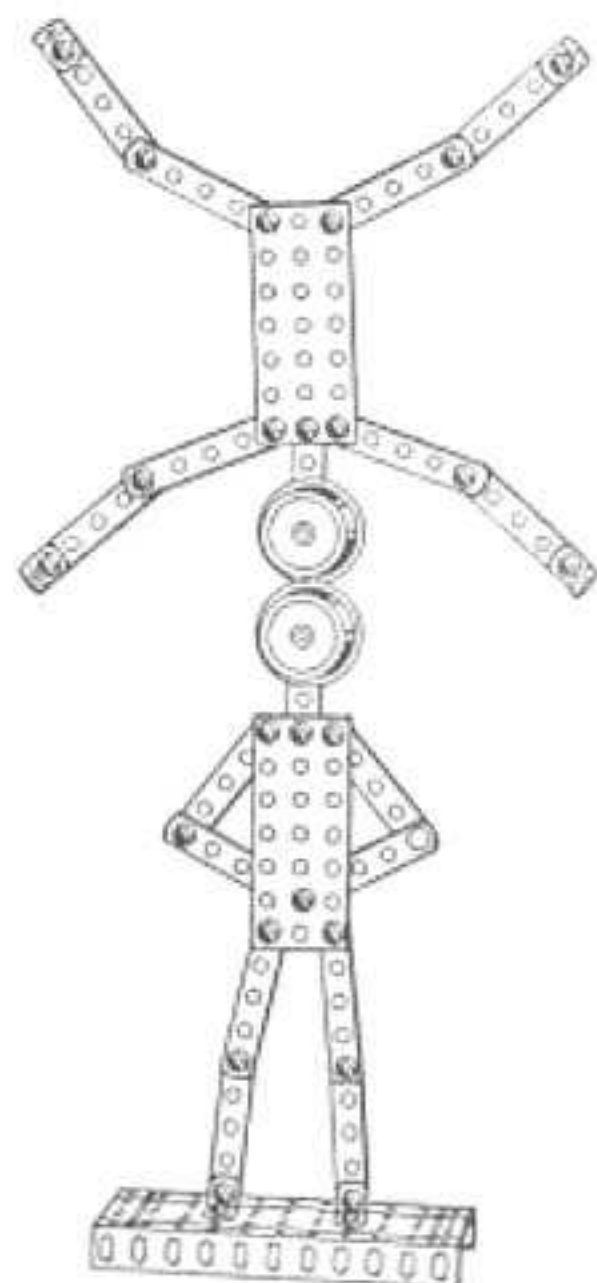
FIELDER




All Models shown on this page can be made with The American Model Builder Outfit No. 2 or No. 12, or with No. 1 and No. 1½ Combined, or with No. 11 and No. 1½ Combined.

HALF THE FUN IS BUILDING THE MODELS—THE OTHER HALF IS OPERATING THEM WHEN COMPLETED.

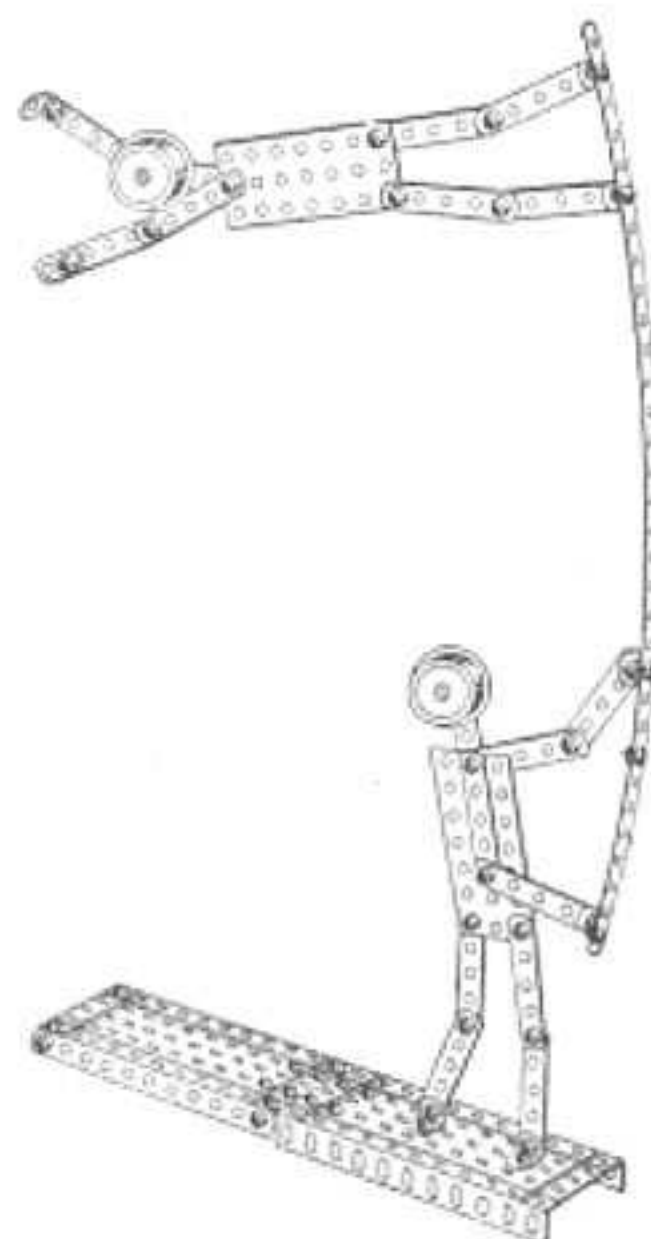
HEAD BALANCER



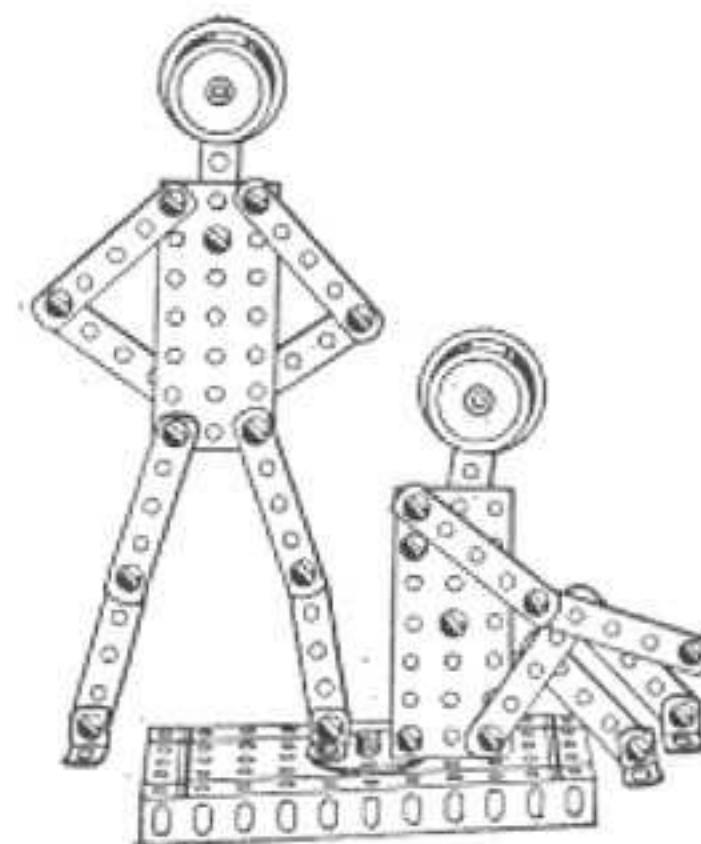
HAND BALANCER




POLE BALANCER



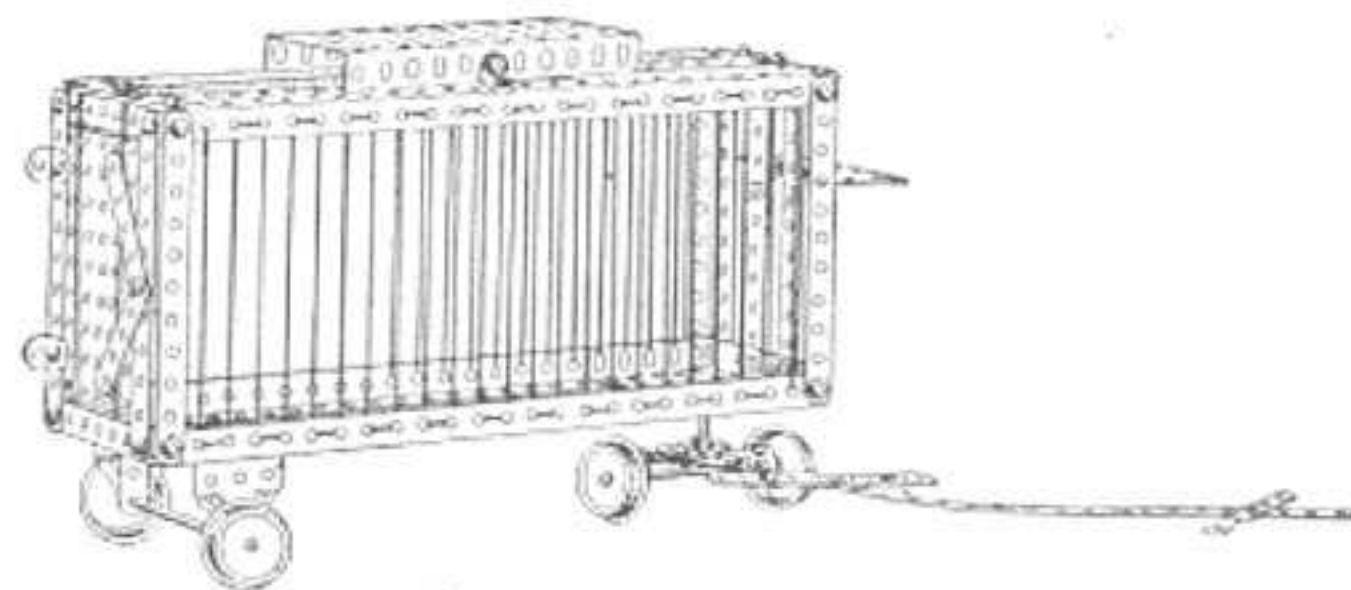
AWAITING THE DECISION



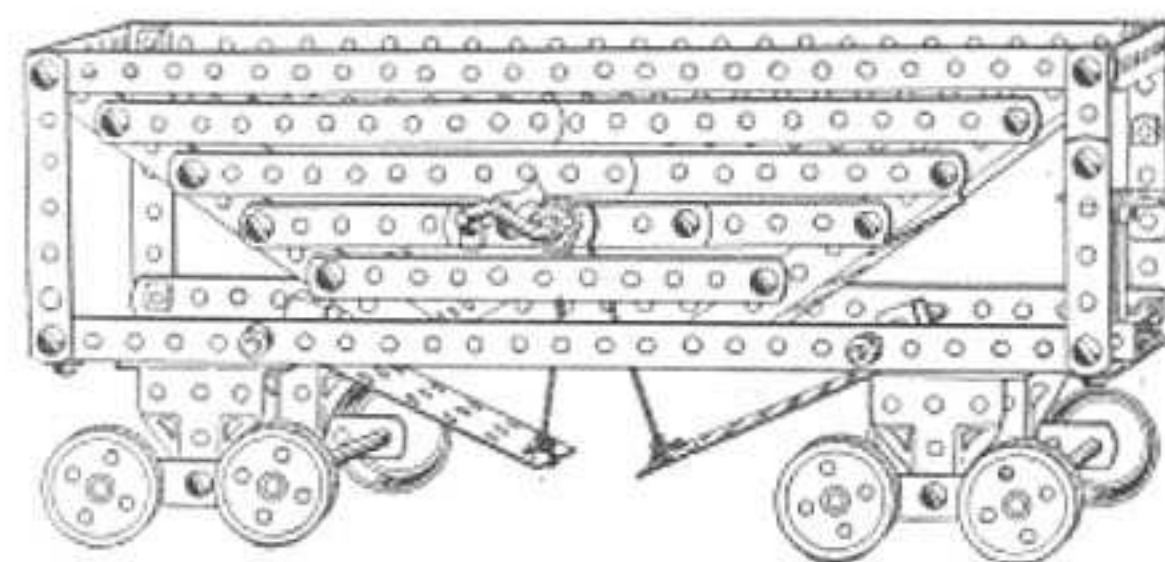
PERFORMING JOCKO



CIRCUS CAGE



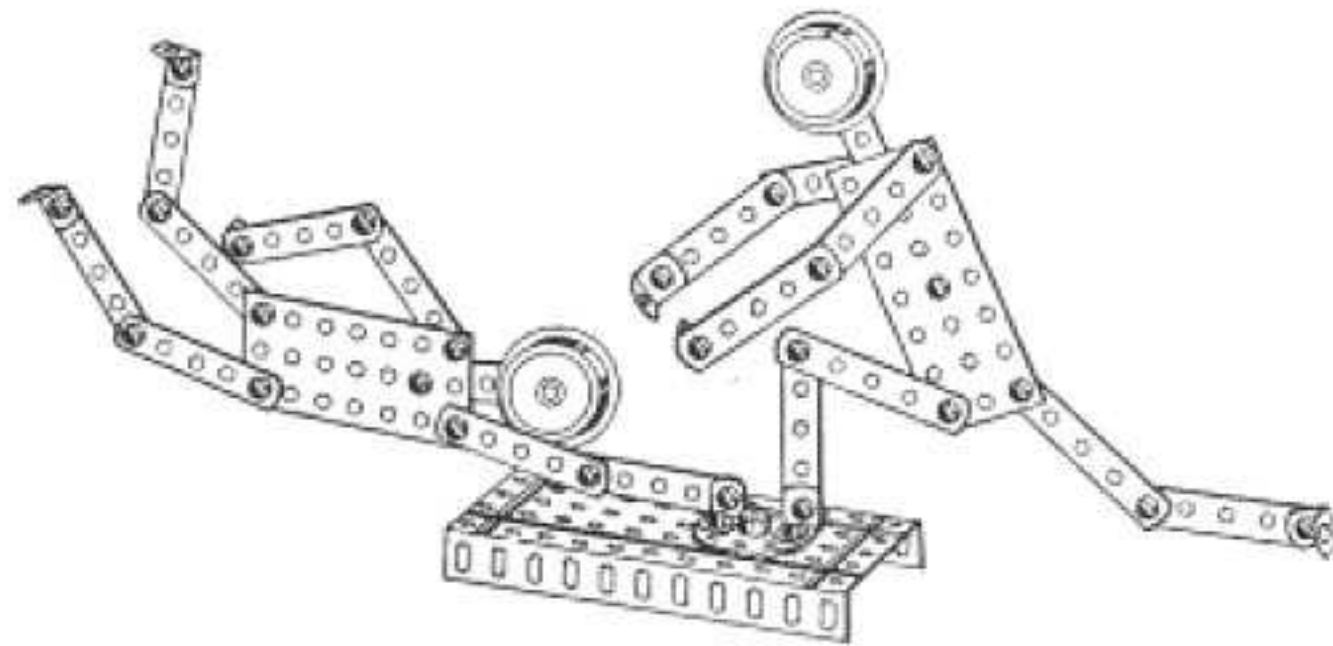
HOPPER CAR



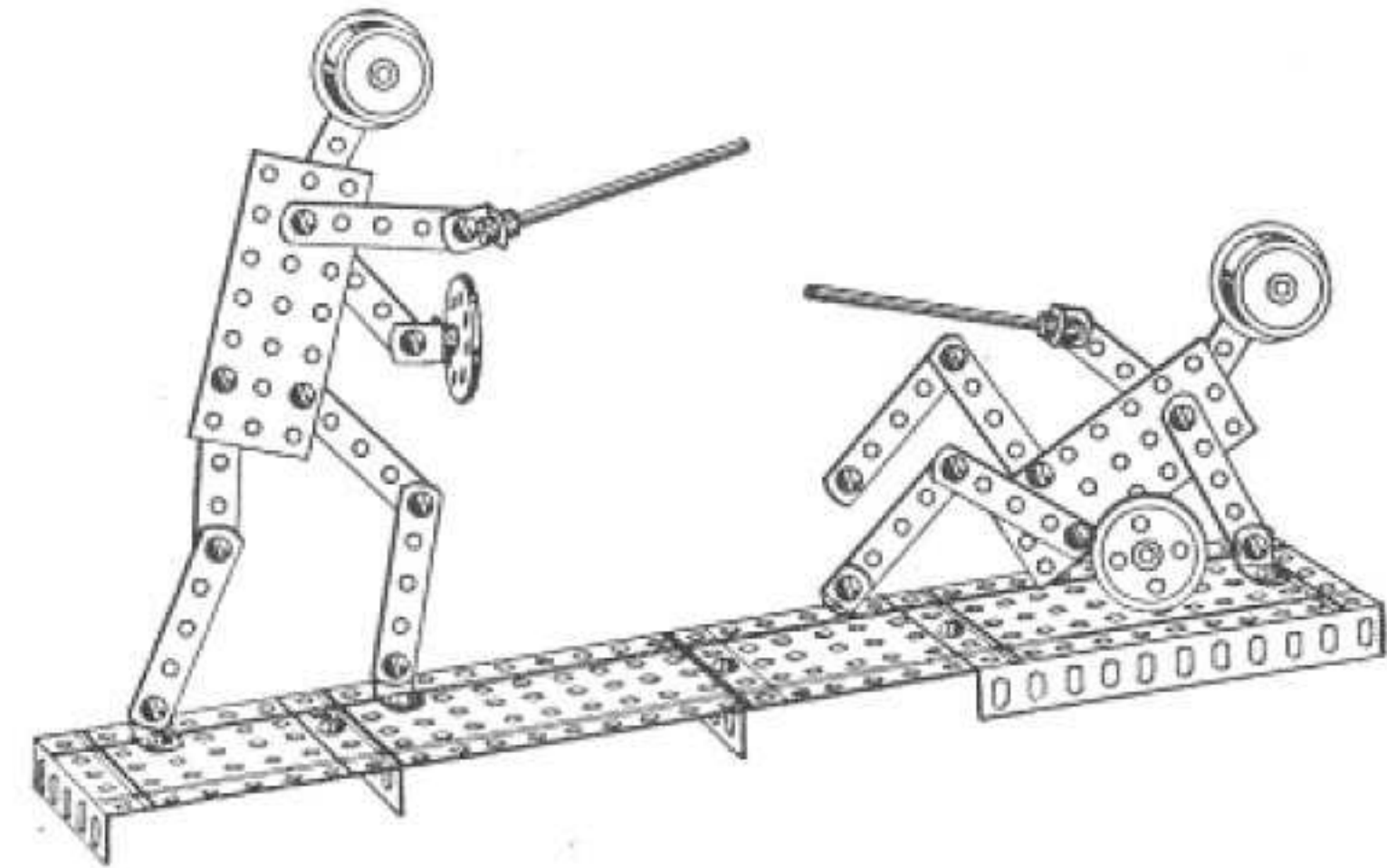
All Models shown on this page can be made with The American Model Builder Outfit No. 3 or No. 13, or with No. 2 and No. 2½ Combined, or with No. 12 and No. 2½ Combined.

HALF THE FUN IS BUILDING THE MODELS—THE OTHER HALF IS OPERATING THEM WHEN COMPLETED.

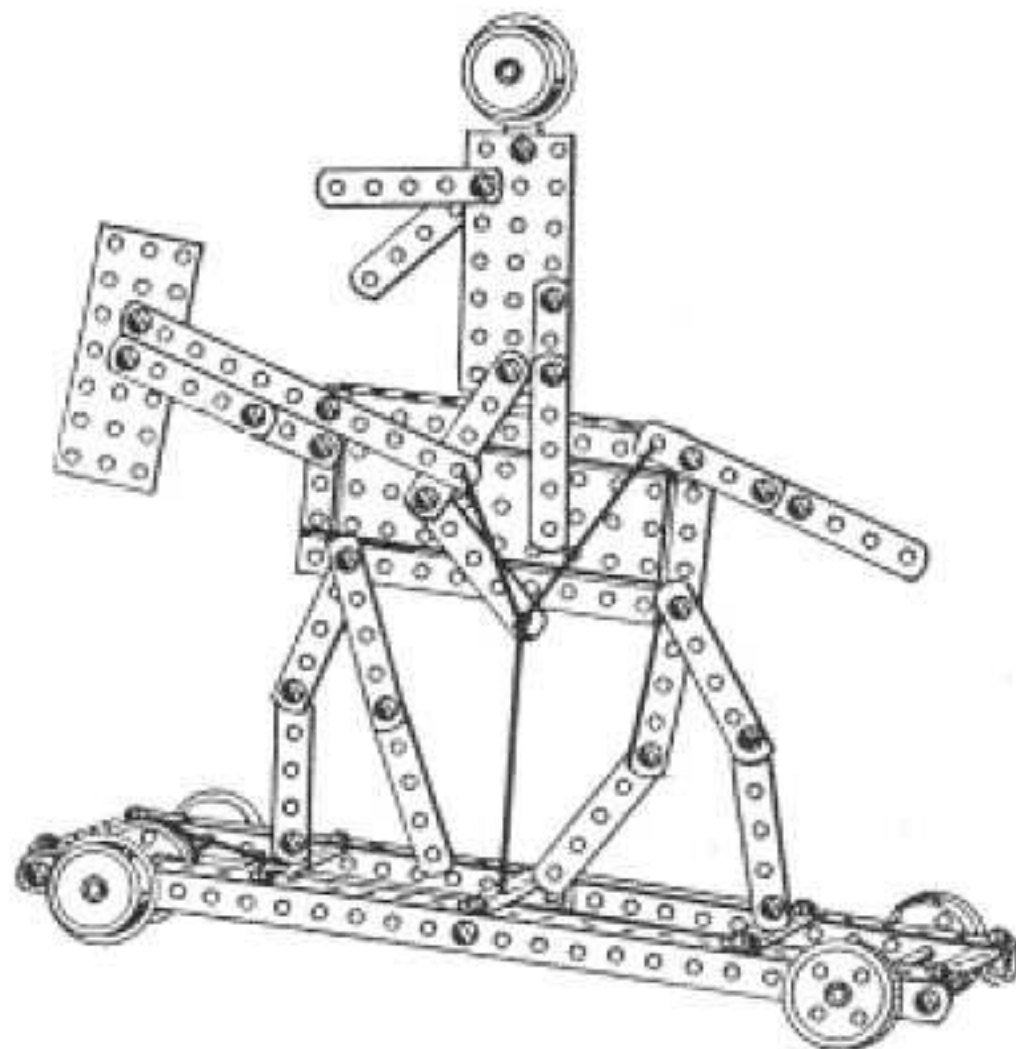
SAFE ON SECOND



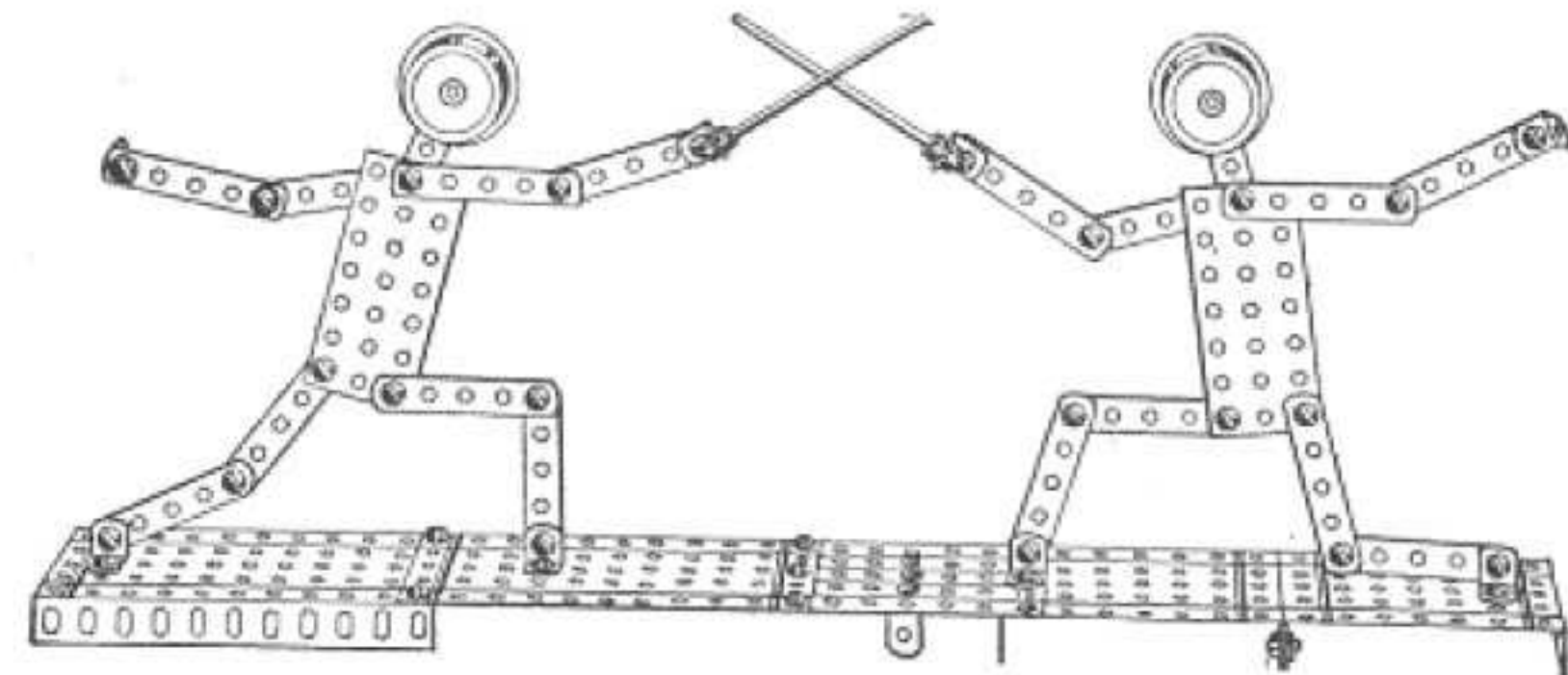
WARRIORS



HOBBY HORSE

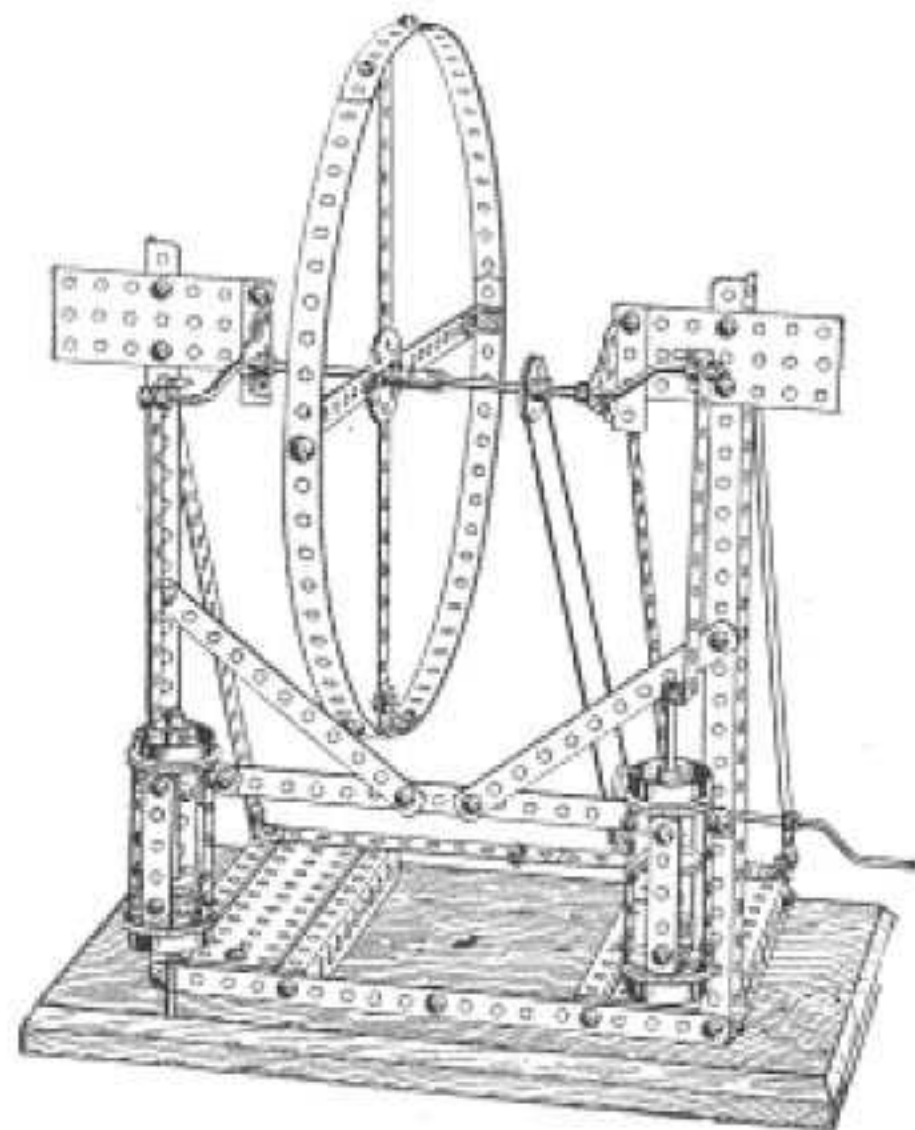


FENCERS

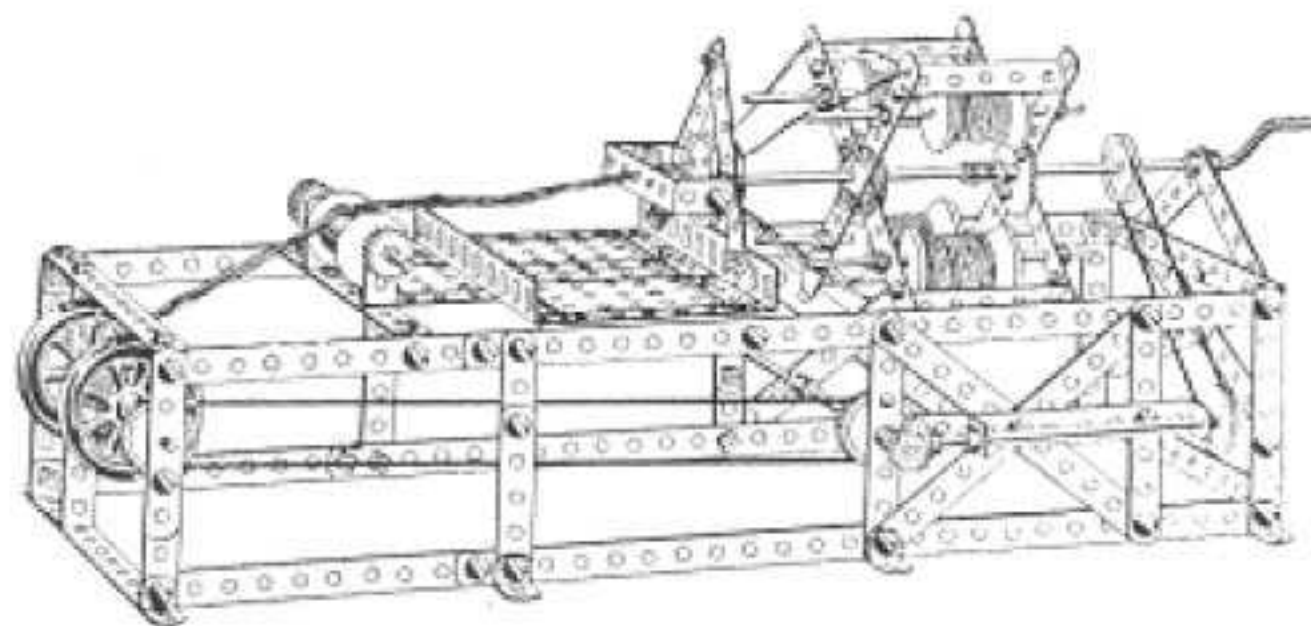


All Models shown on this page can be made with The American Model Builder Outfit No. 3 or No. 13, or with No. 2 and No. 2½ Combined, or with No. 12 and No. 2½ Combined.
 HALF THE FUN IS BUILDING THE MODELS—THE OTHER HALF IS OPERATING THEM WHEN COMPLETED.

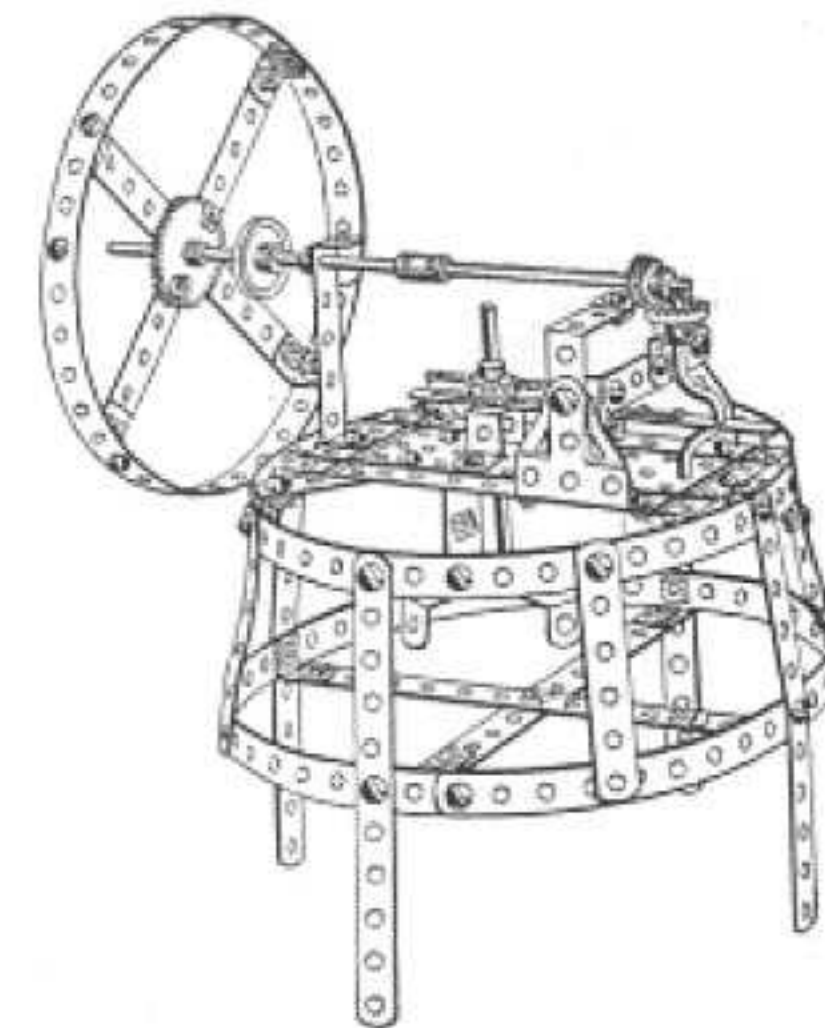
DOUBLE ACTING PUMP



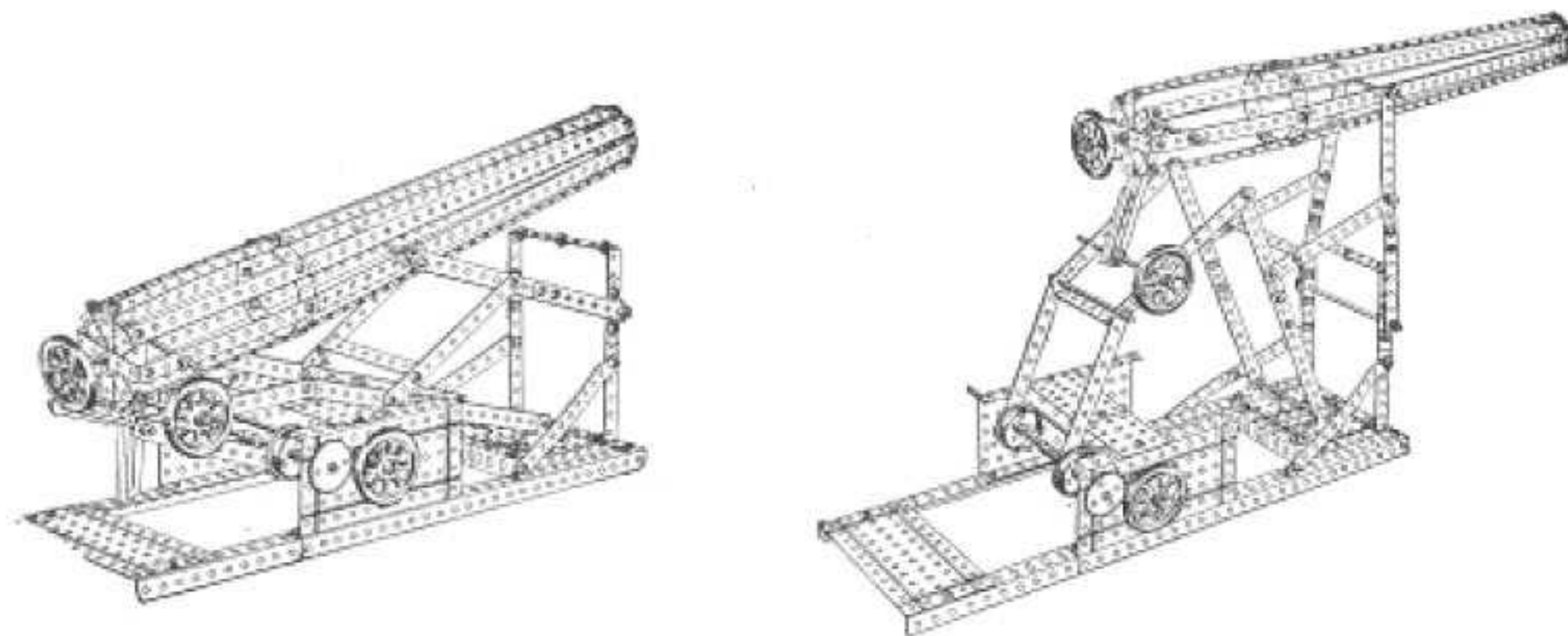
CORD WEAVING MACHINE



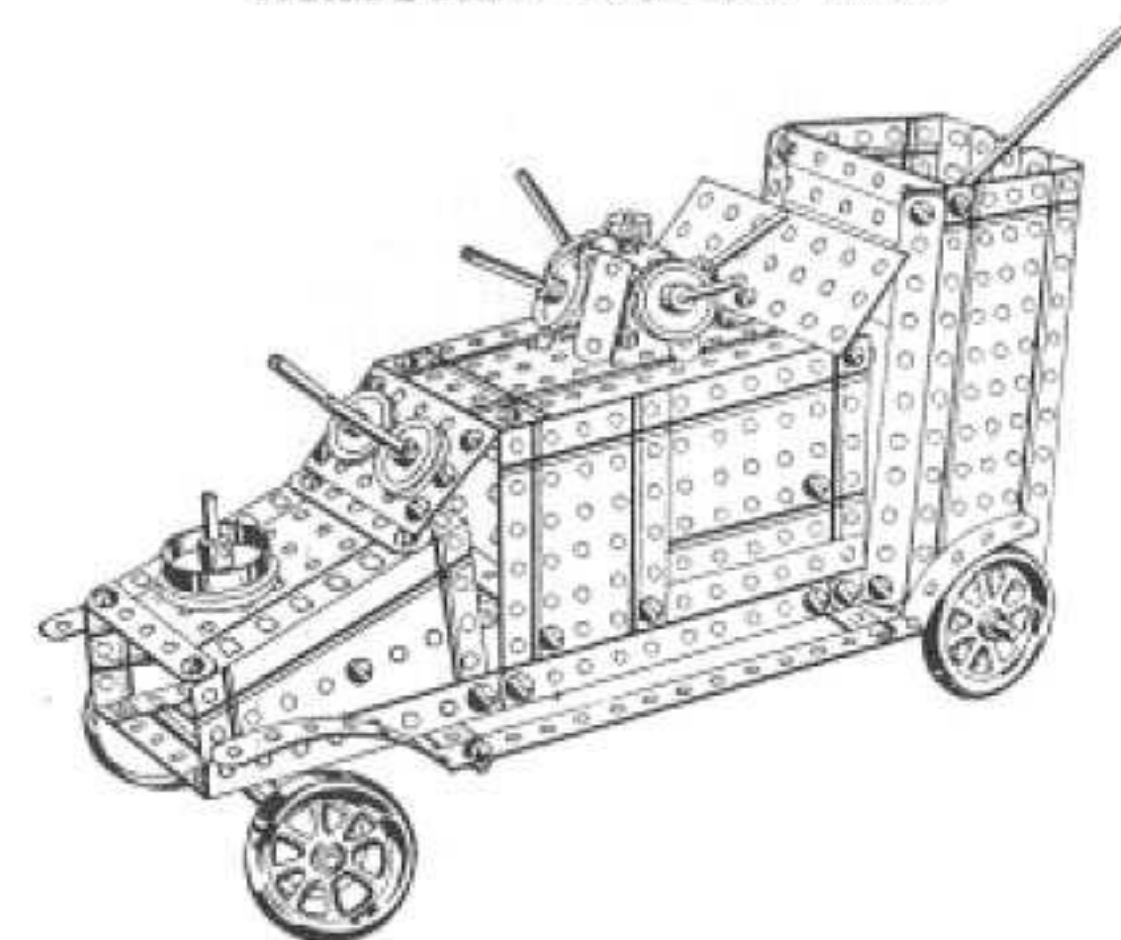
POWER WASHING MACHINE



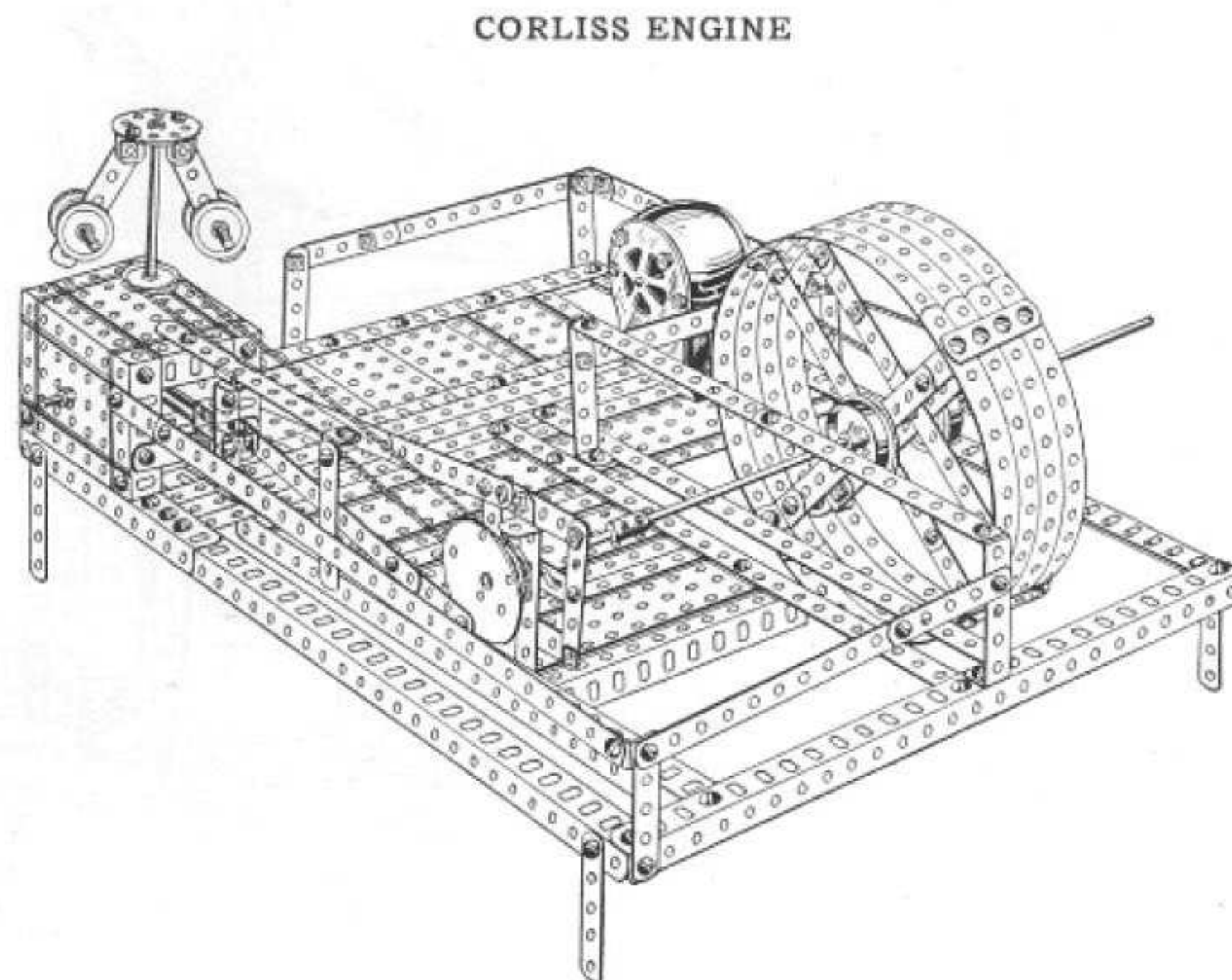

DISAPPEARING GUN



ARMORED MOTOR CAR

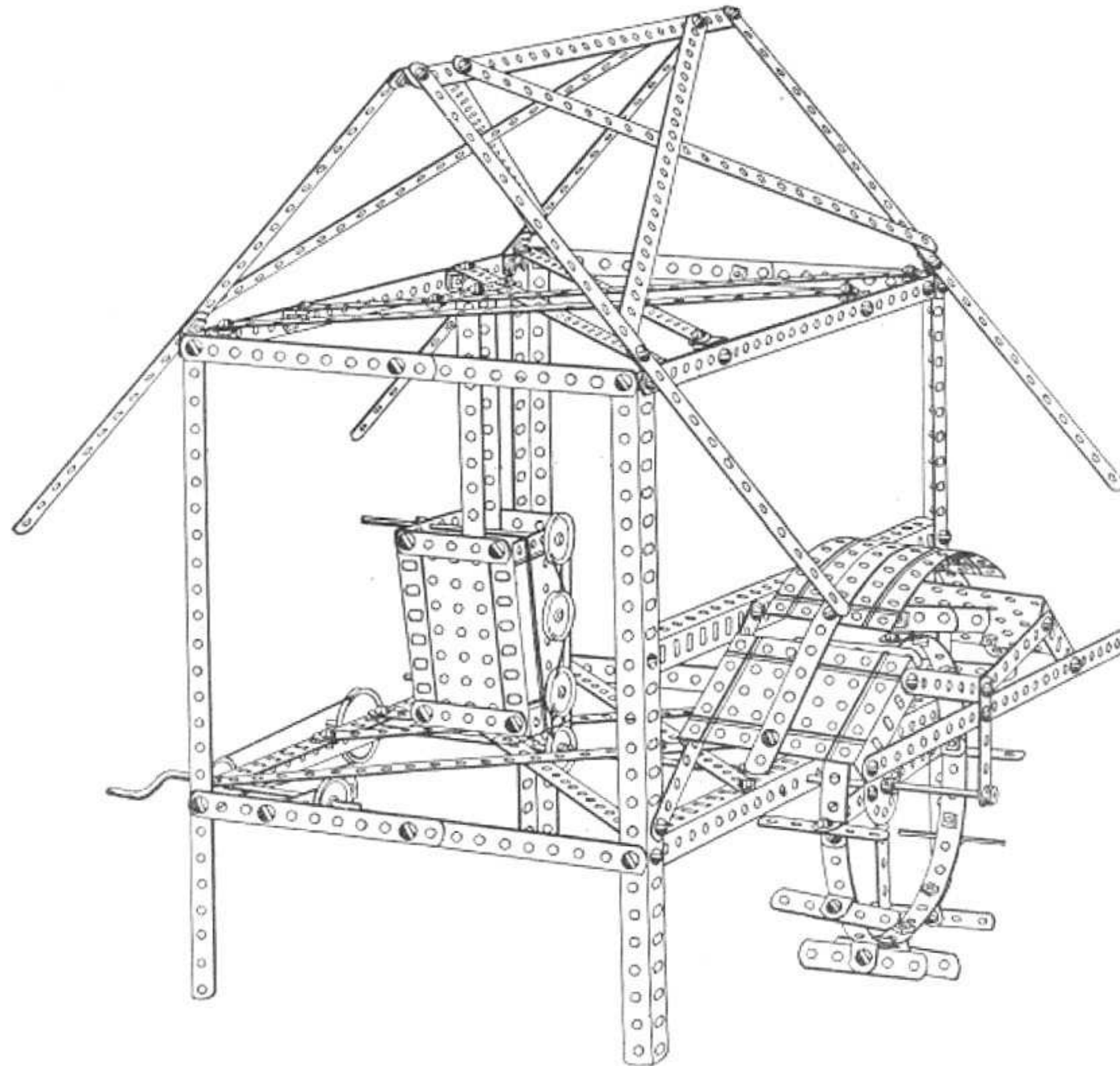


All Models shown on this page can be made with The American Model Builder Outfit No. 4, or with No. 3 and No. 3½ Combined, or with No. 13 and No. 3½ Combined.
 HALF THE FUN IS BUILDING THE MODELS—THE OTHER HALF IS OPERATING THEM WHEN COMPLETED.



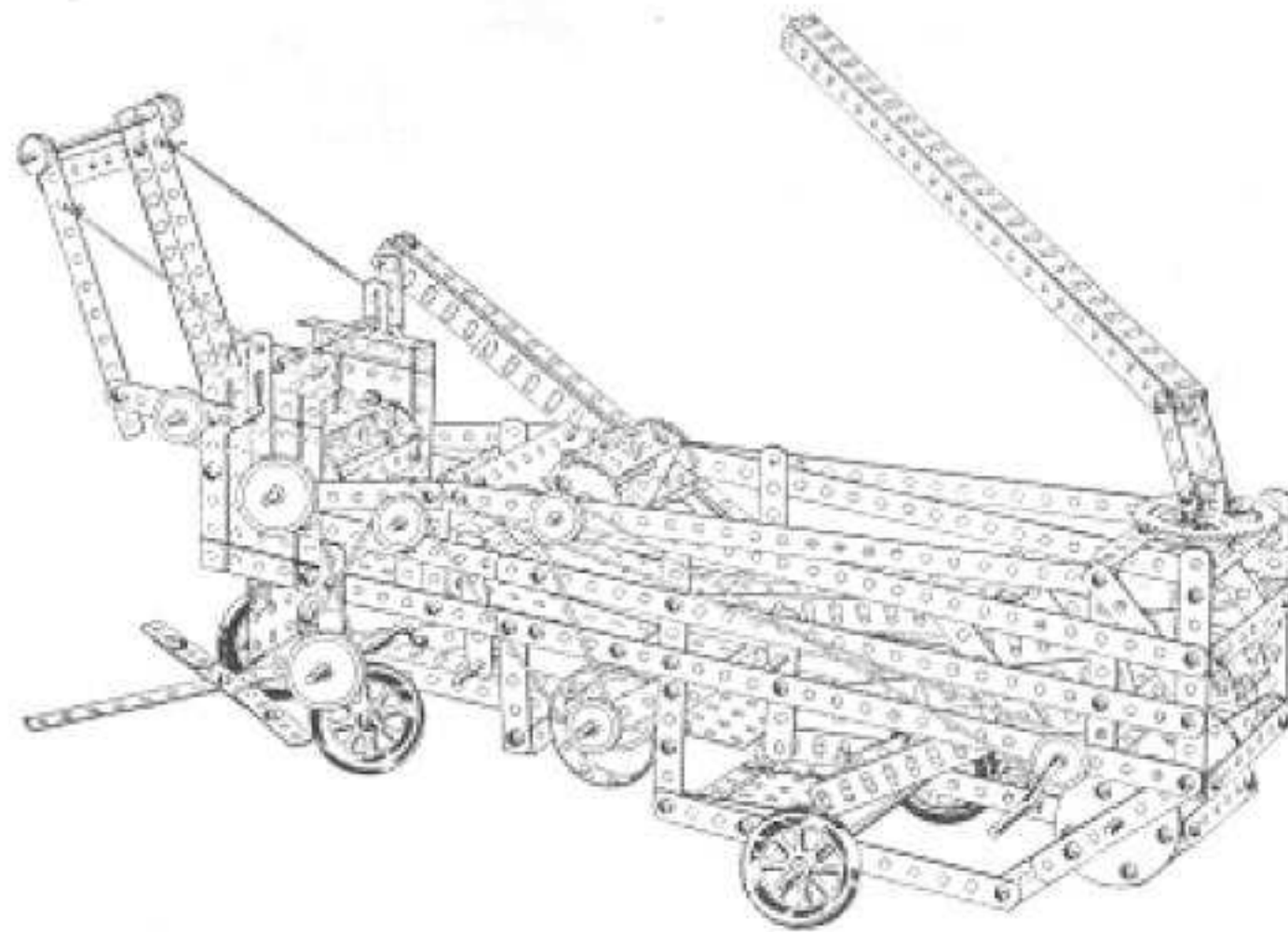
The Models shown on this page can be made with The American Model Builder Outfit No. 5, or with No. 4 and No. 4½ Combined.
 HALF THE FUN IS BUILDING THE MODELS—THE OTHER HALF IS OPERATING THEM WHEN COMPLETED.

GRIST MILL

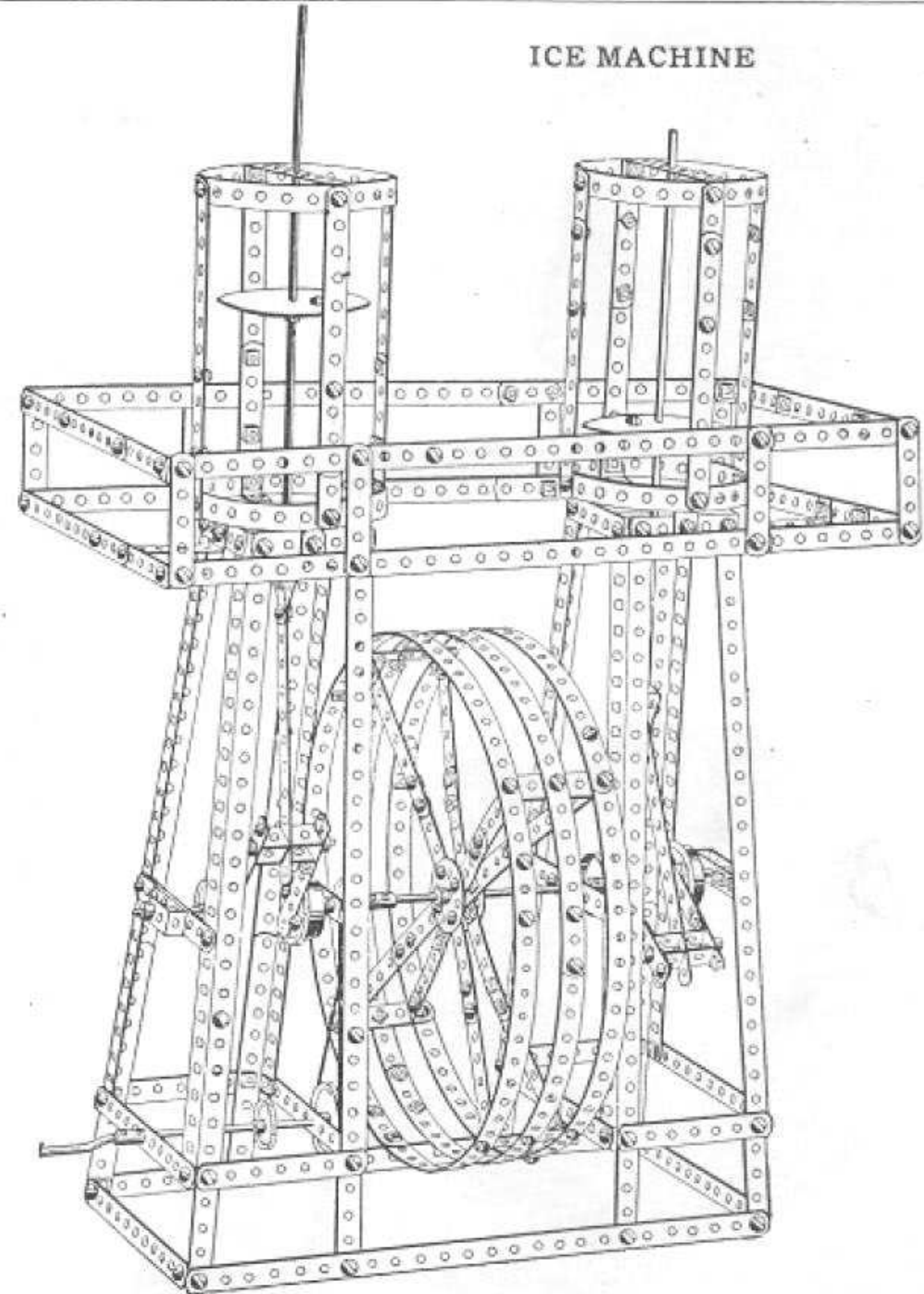


The Model shown on this page can be made with The American Model Builder Outfit, No. 5, or with No. 4 and No. 4½ Combined.
HALF THE FUN IS BUILDING THE MODELS—THE OTHER HALF IS OPERATING THEM WHEN COMPLETED.


GRAIN SEPARATOR



ICE MACHINE



The Models shown on this page can be made with The American Model Builder Outfit No. 6, or with No. 5 and No. 5½ Combined.
 HALF THE FUN IS BUILDING THE MODELS—THE OTHER HALF IS OPERATING THEM WHEN COMPLETED.

Style No. 200
MOTOR**NO. 200 MOTOR**

No. 200 Motor is high-grade in every respect, has two-pole field cast solid, form wound coils, three-pole laminated armature and gauze wire brushes. **Start, Stop and Reverse** switch, mounted on cast iron base, all wiring concealed. Weighs 2 lbs., is $3\frac{3}{4}$ " high, $3\frac{3}{4}$ " over shaft, black enamel finish with nickel trimmings. Can be run from one or two dry cells, storage battery, or from city alternating current through Transformer. Operates best on 6 volts, but will stand 12 volts.

Price \$2.00
For free delivery anywhere in U. S. A., add..... .25

NO. 225 TWO SPEED MOTOR

No. 225 is the same as No. 200, except that it has worm drive and reducing gear and windlass on shaft for operating mechanical

devices, with lever for shifting gear. Will lift 50 lbs. Equipped with two driving pulleys.

Price \$2.50
For free delivery anywhere in U. S. A., add..... .25

NO. 250 MOTOR

No. 250 is same style as No. 200, except that it is more powerful, has six-pole armature, stands $4\frac{1}{4}$ " high, 4" over shaft, weighs 3 lbs. Has **Start, Stop and Reverse** switch, will run on two dry cells, operates best on six volts but will stand 14 volts. Black enamel finish with nickel trimmings.

Price \$2.50
For free delivery anywhere in U. S. A., add..... .25


NO. 300 TWO SPEED MOTOR

No. 300 is the same as No. 250, except that it has worm drive, reducing gear and windlass on shaft for operating mechanical devices, with lever for shifting gear. Very powerful, will lift 75 lbs. Equipped with two driving pulleys.

Price \$3.00
For free delivery anywhere in U. S. A., add..... .30


models. The power of the Motor is increased seventy times, which makes it possible to pull heavy loads. The Shaft consists of $\frac{1}{8}$ " Axle, which is supplied with three 1" Pulleys and one $1\frac{1}{2}$ " Pulley, all of which are adjustable on the Shaft. It is mounted on a black enameled steel base.

Price, complete \$.50
For free delivery anywhere in United States, add..... .10

Style No. 300
MOTOR**NO. 150 MOTOR**

No. 150 Motor has 3-pole armature, spring tension brushes, and form wound coils. Equipped with **Start, Stop and Reverse** switch mounted in the base. It weighs one pound, measures $3\frac{1}{8}$ " high, and $2\frac{1}{4}$ " over shaft, and is finished in black enamel. Has a half inch drive pulley. Can be run from one or two dry cells.

Price \$1.50
For free delivery anywhere in U. S. A., add..... .10




Style No. 150 MOTOR

NO. 410 TRANSFORMER

The No. 410 Transformer is designed especially for operating Motors, Electric Trains, Etc. It is 50-Watts capacity and will not be injured by short circuits. By means of the Rheostat at the top of the Transformer, 4, 6, 10, 14 or 20 volts can be secured. It is designed for use with alternating current only—110 to 125 volts.

Price \$4.00

For free delivery anywhere in U. S. A., add..... .25




No. 410 Transformer

The No. 350 COUNTERSHAFT is especially designed for operating American Model Builder

models. The power of the Motor is increased seventy times, which makes it possible to pull heavy loads. The Shaft consists of $\frac{1}{8}$ " Axle, which is supplied with three 1" Pulleys and one $1\frac{1}{2}$ " Pulley, all of which are adjustable on the Shaft. It is mounted on a black enameled steel base.

Price, complete \$.50
For free delivery anywhere in United States, add..... .10



No. 350. Worm-Driven Countershaft

Price List Of Outfits

REGULAR OUTFITS

No. 0	American Model Builder Outfit	-----	will build 105 Models	-----	.50
No. 1	American Model Builder Outfit	-----	" " 173	-----	1.00
No. 2	American Model Builder Outfit	-----	" " 231	-----	2.00
No. 3	American Model Builder Outfit	-----	" " 269	-----	3.00
No. 4	American Model Builder Outfit (No. 150 Motor included)	-----	" " 309	-----	5.00
No. 5	American Model Builder Outfit (No. 150 Motor included)	-----	" " 334	-----	7.50
No. 6	American Model Builder Outfit (No. 150 Motor included)	-----	" " 349	(Packed in Heavy Cardboard Box) -----	12.50
No. 6	American Model Builder Presentation Outfit (No. 150 Motor included)	-----	" " 349	(Packed in a Quartered Oak Box, Mission Finish) -----	15.00
No. 7	American Model Builder Presentation Outfit (No. 150 Motor included)	-----	" " 365	(Packed in a Mahogany Box) -----	25.00

SPECIAL OUTFITS

No. 11	American Model Builder Outfit (No. 150 Motor included)	-----	" " 173	-----	2.00
No. 12	American Model Builder Outfit (No. 150 Motor included)	-----	" " 231	-----	3.00
No. 13	American Model Builder Outfit (No. 150 Motor included)	-----	" " 269	-----	4.00

ACCESSORY OUTFITS

No. 0½	American Model Builder Accessory Outfit	(Containing Sufficient Parts to Convert a No. 0 Outfit into a No. 1 Outfit) -----	.50
No. 1½	American Model Builder Accessory Outfit	(Containing Sufficient Parts to Convert a No. 1 or No. 11 Outfit into a No. 2 Outfit) -----	1.00
No. 2½	American Model Builder Accessory Outfit	(Containing Sufficient Parts to Convert a No. 2 or No. 12 Outfit into a No. 3 Outfit) -----	1.00
No. 3½	American Model Builder Accessory Outfit	(Containing Sufficient Parts to Convert a No. 3 or No. 13 Outfit into a No. 4 Outfit) ----- (No. 150 Motor included in this Outfit)	2.00
No. 4½	American Model Builder Accessory Outfit	(Containing Sufficient Parts to Convert a No. 4 Outfit into a No. 5 Outfit) -----	2.50
No. 5½	American Model Builder Accessory Outfit	(Containing Sufficient Parts to Convert a No. 5 Outfit into a No. 6 Outfit) -----	5.00
No. 6½	American Model Builder Accessory Outfit	(Containing Sufficient Parts to Convert a No. 6 Outfit into a No. 7 Outfit) -----	10.00

NOTE.—Any Regular Outfit can be converted into the next larger Outfit by the addition of the Accessory Outfit bearing the half size. For example, a No. 1½ Outfit added to a No. 1 will convert a No. 1 into a No. 2. No. 11 Outfit can be converted into the next larger Outfit by adding No. 1½, No. 12 into the next larger Outfit by adding No. 2½, and No. 13 into the next larger Outfit by adding No. 3½.

Any of the above Outfits can be secured from your dealer at prices shown. Where Outfits are ordered direct from the factory, the following amounts must be added to cover packing, insurance and free delivery: REGULAR OUTFITS—No. 0, 10c; No. 1, 15c; No. 2, 25c; No. 3, 35c; No. 4, 35c; No. 5, 50c; No. 6, 75c; No. 7, \$1.00. SPECIAL OUTFITS—No. 11, 25c; No. 12, 25c; No. 13, 35c. ACCESSORY OUTFITS—No. 0½, 10c; No. 1½, 15c; No. 2½, 25c; No. 3½, 35c; No. 4½, 25c; No. 5½, 35c; No. 6½, 75c.

If your remittance does not include the amounts specified for free delivery, shipment will be made by Express Collect.

LIST OF PRIZE WINNERS IN THE 1916 CONTEST

1—HENRY MUENZENMAYER.....	Junction City, Kans.	52—NELLIS FLOYD.....	Louisville, Ky.	103—REGGIE BERTRAND.....	Mesa, Wash.
2—ROLAND ROSE.....	Dunkirk, N. Y.	53—LUCINDA RICE.....	Ashtabula, Ohio	104—WM. FLETCHER.....	Santa Rosa, Calif.
3—WARREN SCHAUB.....	Salt Lake City, Utah	54—MAX PAUL.....	Stockton, Calif.	105—HOWARD D. WALD.....	Blooming Prairie, Minn.
4—ALEX. W. BROWN.....	Franklin, Ky.	55—CHANG LAW.....	Vancouver, B. C.	106—HOWARD DELLENBAUGH.....	Pataskala, Ohio
5—WM. JANES.....	Griffin, Ga.	56—FREDERICK L. KIEFER.....	Beaver, Pa.	107—JOHN BLANECK.....	Port Vue, Pa.
6—KENNETH McCREADY.....	Youngstown, Ohio	57—ROBERT SMITH.....	Carlisle, Pa.	108—BERNICE H. STULL.....	Princeton, Ind.
7—ARTHUR LOTT.....	Oglesby, Ill.	58—HARRY JOHNSON.....	Gas City, Ind.	109—MARION CAVITT.....	Grand View, Mont.
8—CORBIN E. AUSTIN.....	So. Bethlehem, Pa.	59—MARIANO TUASON.....	Manilla, P. I.	110—BILLY RAMSAY.....	Bay City, Mich.
9—ROLAND and HERBERT OTT.....	Monroe, Mich.	60—DAVID MATLACK.....	Grinnell, Iowa	111—HARRY McLEAN.....	Winnipeg, Man.
10—F. A. BUHL CLUB.....	Sharon, Pa.	61—THOS. J. BUTLER.....	Montevideo, Uruguay	112—JACK ATKINSON.....	Dayton, Ohio
11—WALLACE PENFIELD.....	So. Pasadena, Calif.	62—ROBERT W. MORSE.....	Los Angeles, Calif.	113—MAX H. DRATH.....	Bird City, Kans.
12—JOS. C. SCHNELL.....	Piqua, Ohio	63—WAYNE N. SHIEVER.....	Bruin, Pa.	114—W. A. STANTON.....	Pottstown, Pa.
13—R. EICHNER.....	Reading, Pa.	64—RAYM'D R. HERSHBERGER.....	Cleveland, Ohio	115—H. E. GIBSON.....	Berkeley, Calif.
14—L. L. BEARSCOM.....	Winona, Minn.	65—RUSSELL LEREW.....	Carlisle, Pa.	116—GORDON G. OLIVER.....	Rockland, Mass.
15—DONALD A. STICKLE.....	Catonsville, Md.	66—HUBER HIEMANN.....	Calumet, Mich.	117—EDWIN HENDERSHOT.....	Canton, Ohio
16—O. R. SONNEMANN.....	Manistee, Mich.	67—RICHARD and EMERY FAIR.....	Washington, Pa.	118—G. CRESSON HEINZ.....	Proctorville, Ohio
17—LEO D. BARLEY.....	Dayton, Ohio	68—EUGENE FEIERTAG.....	Milford, Ohio	119—GARRETT COVINGTON.....	Gary, Ind.
18—R. BERSCHER.....	Allentown, Pa.	69—EWALD SICLER.....	Toledo, Ohio	120—ALBERT WARD.....	Rochester, N. Y.
19—CHAS. DIEMLING.....	Lime City, Ohio	70—C. E. MERRITT.....	Tacoma, Wash.	121—MILTON C. ANDERSON.....	Escondido, Calif.
20—DANIEL W. LUKS.....	New York, N. Y.	71—HAROLD CHASE.....	Sagamore, Mass.	122—FRED TRAEGER.....	Chicago, Ill.
21—CLIFFORD A. KAISER.....	Chicago, Ill.	72—RICHARD LEWIS.....	Brooklyn, N. Y.	123—HOWARD O'BRIEN.....	Fond du Lac, Wis.
22—OSCAR ERPENSTEIN.....	Bryant, S. D.	73—KENNETH DAVIES.....	Taylor, Pa.	124—GEO. P. McCORMICK.....	Portage, Wash.
23—STANLEY L. STEVENS.....	Bloomsburg, Pa.	74—EDWARD KARL.....	Hackensack, N. J.	125—EARL McBRIDE.....	Grass Valley, Calif.
24—GUY COOK.....	Huntington, W. Va.	75—GEO. LEAR.....	Peoria, Ill.	126—S. SCHWARTZ.....	Ashland, Pa.
25—DAVID PRUGH.....	Dayton, Ohio	76—HARLEY A. RENTFRO.....	Sigourney, Iowa	127—AUSTIN A. O'BRIEN.....	Lockport, N. Y.
26—PAUL B. ELLIOT.....	Cincinnati, Ohio	77—LAWRENCE BECKMAN.....	Cincinnati, Ohio	128—FRENCH J. FRIEDLINE.....	Portsmouth, Va.
27—RAYMOND SAYMON.....	Baltimore, Md.	78—PAUL HAYNES.....	Marshalltown, Iowa	129—EDWARD KUPKA.....	Detroit, Mich.
28—ROBERT S. BOSWELL.....	Washington, D. C.	79—CARL OLSEN.....	Marquette, Wis.	130—M. CARRINGTON.....	Russellville, Ind.
29—RICHARD MYERS.....	Dayton, Ohio	80—JAMES P. CURRIGAN.....	Oswego, Kans.	131—CALVIN Z. BEAN.....	Montgomery, Pa.
30—ALBERT H. HEINZMANN.....	New Britain, Conn.	81—RALPH REINHART.....	Dayton, Ohio	132—STANLEY H. KNOWLES.....	Los Angeles, Calif.
31—ELMER OLSEN.....	Chicago, Ill.	82—CARROLL GRUBB.....	Waterloo, Wis.	133—ELWYN E. MARINER.....	Sanford, Me.
32—HARRY DAVIS.....	Toronto, Ont.	83—WM. OYSTER.....	Alliance, Ohio	134—ELVY SCHLECHTY.....	Coldwater, Ohio
33—ROBERT SIMPKINS.....	Macomb, Ill.	84—R. S. ELLIOTT.....	Kerman, Calif.	135—RUSSELL BOYKER.....	Lincoln, Nebr.
34—GEO. A. SCHOBERT.....	Racine, Wis.	85—HOMER V. DeJOURNETT.....	Craneco, W. Va.	136—RICHARD T. BUSH.....	Berwick, Pa.
35—ANDREW TIPPELS.....	Arimo, Idaho	86—GEORGE BAUER.....	Clara City, Minn.	137—LEONARD E. CUMMING.....	No. Tonawanda, N.Y.
36—RUSSELL STEINMAN.....	Toledo, Ohio	87—A. M. ECKSTEIN.....	Chicago, Ill.	138—EVERETT JONES.....	Parlier, Calif.
37—PAUL B. KNISS.....	Johnstown, Pa.	88—STANLEY GERALD.....	Waterloo, Iowa	139—HARVEY E. HERSH, JR.....	Allentown, Pa.
38—JOE MAGGIO.....	Chicago, Ill.	89—WM. MYERS.....	Dayton, Ohio	140—CLARK CENTER.....	Sandusky, Ohio
39—JULIAN DODD.....	Cincinnati, Ohio	90—JOHN PRATT.....	Binghamton, N. Y.	141—ELGIE COTTRELL.....	Butler, Pa.
40—CYRUS CAULTON.....	Philadelphia, Pa.	91—NEIL ROBIN JENKINS.....	Waukesha, Wis.	142—ROLAND J. STANTON.....	Greenwood, Ind.
41—WM. JANES.....	Griffin, Ga.	92—CHAS. McFARLAND.....	Pittsburg, Pa.	143—WILHELM SCHISSLER.....	Camp Hill, Pa.
42—R. V. WILSON.....	Mt. Vernon, Ind.	93—S. MARTIN WHITE.....	Douglass, Ariz.	144—COLLINS F. HALL (3 yrs. old).....	Newberry, Pa.
43—FRANCIS HORNFIELD.....	Urbana, Ill.	94—J. C. STAUM.....	Antrim, Ohio	145—STERLING DOW.....	Kennebunk, Me.
44—JOE GASTSON.....	Hoople, N. D.	95—DANIEL EPSTEIN.....	Brooklyn, N. Y.	146—JOHN W. EAST.....	Constantine, Mich.
45—PAUL H. STERN.....	Elizabethtown, Pa.	96—JOHN MACKEL.....	Los Angeles, Calif.	147—THOMAS McHENRY.....	Sturgis, S. D.
46—RONALD SIMPSON.....	North Hatley, Que.	97—LYLE HARRY WOODWORTH.....	Arcola, Ill.	148—HERBERT DODEN.....	West Burlington, Ia.
47—J. KINGSLEY WALKER.....	Fayetteville, Mass.	98—JULE SPARKS.....	St. Louis, Mo.	149—ROBT. W. McGREGOR.....	Dayton, Ohio
48—SAMUEL K. HODGSON.....	Clarksville, Tenn.	99—DONALD E. HOOKER.....	Carpentersville, Ill.	150—ADAM S. HAHN.....	Reading, Pa.
49—EDWIN REX.....	Dayton, Ohio	100—FRED RENNER.....	Milwaukee, Wis.	151—ALFRED KALTER.....	Dayton, Ohio
50—STANLEY PAULL.....	McKeesport, Pa.	101—WM. THOMPSON.....	Medina, Ohio	152—VERNON MILLER.....	Troy, Ohio
51—KENNETH NEWTON.....	Porterville, Pa.	102—GILBERT MUELLER.....	Hanover, Kans.	153—FRED KNEBLER.....	Dayton, Ohio
				154—DONALD C. DOUGLASS.....	Toledo, Ohio
				155—ALBERT P. LIBBY.....	Eliot, Me.

TESTIMONIALS

864 William St., London, Ont., Feb. 24, 1916.

Gentlemen:

I cannot express my pleasure in building with the Model Builder. I have two sets,—number two and number three and one-half. I have great fun. One night as I was playing with it father came home with a black square box, a round thing done up in paper about six inches long. As soon as I saw the black box a thought struck me—A Model Builder! I fairly yelled it at Dad, and when he laid it down I heard the parts tinkle. Now my heart beat fast, and when he turned it up there was written across the cover, "The American Model Builder." Now I knew what the round parcel was,—a battery, for I had looked in the box before and saw number one hundred motor. The number of the set is three and one-half, as I told you before. I make a crane, derrick, coal elevator or some model and work it with my motor. We have great fun that way.

Yours truly,

GEO. JACOBS.

1033 Liberty St.,

Allentown, Pa., March 4, 1916.

Gentlemen:

I have a Model Builder outfit No. 1 and I am very much pleased with it. I got it for a Xmas present. I have built almost every model, large and small, and I think it is the greatest toy for any boy.

Yours truly,

LUTHER KURTZ.

67 Heckman St.,

Phillipsburg, N. J., Jan. 6, 1916.

Gentlemen:

At Xmas time I purchased a No. 3 set and also a No. 100 Motor. I cannot speak too highly of your sets and wish to endorse its educational virtue. It is wonderful to note the rapidity with which the youngsters grasp the different mechanical problems.

Very truly yours,

J. VON LAPEP.

Salina, Utah, Feb. 1, 1916.

Gentlemen:

I have a No. 2 American Model Builder, which I think is the best entertainment that has ever existed in the world. I have built many things. I have built twenty or more things with mine, but only ten has come from your book. In this way I say that it is the best toy (I would hardly call it a toy because it is something more) that has ever been invented.

Yours truly,

LEON IVIE.

Circleville, Ohio, Jan. 8, 1916.

Gentlemen:

I received a number four set of your American Model Builder and I am delighted with it. I find that it by far exceeds any other toy of its kind. I also find that the

motor received with it is better than any I have ever had. It is well built and is sturdy and strong and has not failed to pull any of the models I have so far built. The set has plenty of the necessary parts and abundant supply of wheels and pulleys. I hope to get another and a larger set before long.

Sincerely,

JOHN M. MOFFITT.

Cleveland, O., June 12, 1916.

Gentlemen:

I am sending my regards to you because I have an American Model Builder. It is the only toy that any boy in the United States should have. I have built many models and made a few new ones. I would like to say one thing, that there is nothing like the American Model Builder. I remain,

EDMUND MEYER,

3225 W. 88th St.

NO RECEIPT NECESSARY
IF NOT CORRECT RETURN

514 1st Bx
1915
Contest/100

THE AMERICAN MECHANICAL TOY COMPANY
DAYTON, OHIO, U.S.A.

May 17 1916 No. 220

Pay to the order of Henry Muenzenmayer \$100.00

One Hundred and 00/100 DOLLARS

THE AMERICAN MECHANICAL TOY CO.

TO THE DAYTON SAVINGS AND TRUST COMPANY
DAYTON, OHIO 56-33

Facsimile of \$100.00 check, First Prize in 1915 contest won by Master Henry Muenzenmayer, Junction City, Kansas.

Paris, Ky., Jan. 5, 1916.

Gentlemen:

Say! when you talk about a good toy, the first one on the line is The American Model Builder. I'll bet your workmen even down there play with them. Every boy in this town got one this Christmas.

Very truly,

LAMAR F. HILL.

15 St. Leo St., Pittsburgh, Pa., Jan. 18, 1916.

Gentlemen:

I received a No. 4 American Model Builder for Christmas and am delighted. I would not trade my builder for anything. I stay up often until midnight trying to construct models.

Yours truly,

L. D. WAUGAMAN.

1 Oak Ave., Windsor, Ont., Jan. 16, 1916.

Gentlemen:

I have had an American Model Builder Outfit for four years, purchasing an Accessory Outfit each year. I have now a No. 6. In all the time I have had my outfit I have never tired of it, and my spare time is always taken up in building models,—and the parts are certainly stronger and better made. I would not take any other outfit for mine, as I think the American Model Builder is by far the best.

Yours respectfully,

BASIL ANDERSON.

Belleville, Wis., Jan. 30, 1916.

Gentlemen:

I have three sets of the American Model Builder. The biggest set I have is set No. 3½. I find it is very satisfactory. All my spare moments I spend building the models. I spend many evenings with my boy friends. They find it a very interesting toy. It is the best indoor toy I ever saw. When my folks told me they were going to get me an indoor toy I said I didn't want it. But I have changed my mind since I got it. I can build many models and am getting so I can make many big things. It certainly is something great.

Yours sincerely,

VIVIAN ROSS.

Glenwood, Minn., Feb. 17, 1916.

Gentlemen:

I had a No. 4 American Model Builder for two years and a week ago I got a No. 4½ American Model Builder. I play with it most all the time and it is the greatest thing out. It is NOT TIN but STEEL.

Yours truly,

PAUL HANNA.

1114 Baker St.,

Fremont, Ohio, Feb. 14, 1916.

Gentlemen:

We got the little boy a No. 2 set of your Mechanical Toy and just think everything of it. He has made all the models to be made with No. 2 and several more, and I think they are the greatest toys ever made for pleasure and instruction, and one would be surprised to see what a child can make with them.

Yours truly,

MRS. CHAS. A. GARNER.

Middleton, Nova Scotia, Sept. 7, 1915.

Gentlemen:

I have a No. 6 set and must say it is a very satisfactory toy in every way and I and my friends have passed many pleasant hours with it, building models that we made up without the book. On some wooden models that I make I worked out all my plans with this toy.

Yours truly,

HIBBERT LAWRENCE PARSONS.



TRADE MARK

Look for this Trade Mark on the lid of every box as well as the outside cover of your Instruction Book.

This is your protection against unsatisfactory substitutes.

The American Mechanical Toy Co.