

---


---

EDUCATIONAL TOY

# ERECTION

## No. 5

You can build these models pictured  
and any other models using these parts.



Invalid chair




REGISTERED U. S. A. JAPAN




F. Kuffner


Zürich



Basic Construction




Basic Construction




Grinder

# Models built with ERECTION No. 5




Basic Construction




Basic Construction




Jumping  
Puppet




Crane




Basic Construction



Cargo Boat




Drilling Machine



Iron Cutting Saw



Mechanical Hammer



Windmill

## KIND OF ERECTION

No. 0 ... Popular Set

No. 1 ... Small Set

No. 2 ... Medium Set

No. 3 ... Large Set

No. 4 ... Large Set with special parts

No. 5 ... High Degree Set

Parts of all of the above sets can be used together.

The more sets you use, the bigger models can be built




No. 1

No. 2




No. 3


No. 4




Models built with ERECTION No. 5




Light Car




Dutch Skate




Wheelbarrow




Motor Scooter




Delivery Car




Dumping Wagon




Truck and its Bottom View




Traveling Crane



Side Car




Propellor Car



Push Car



Three-Wheeled Truck



Giraffe